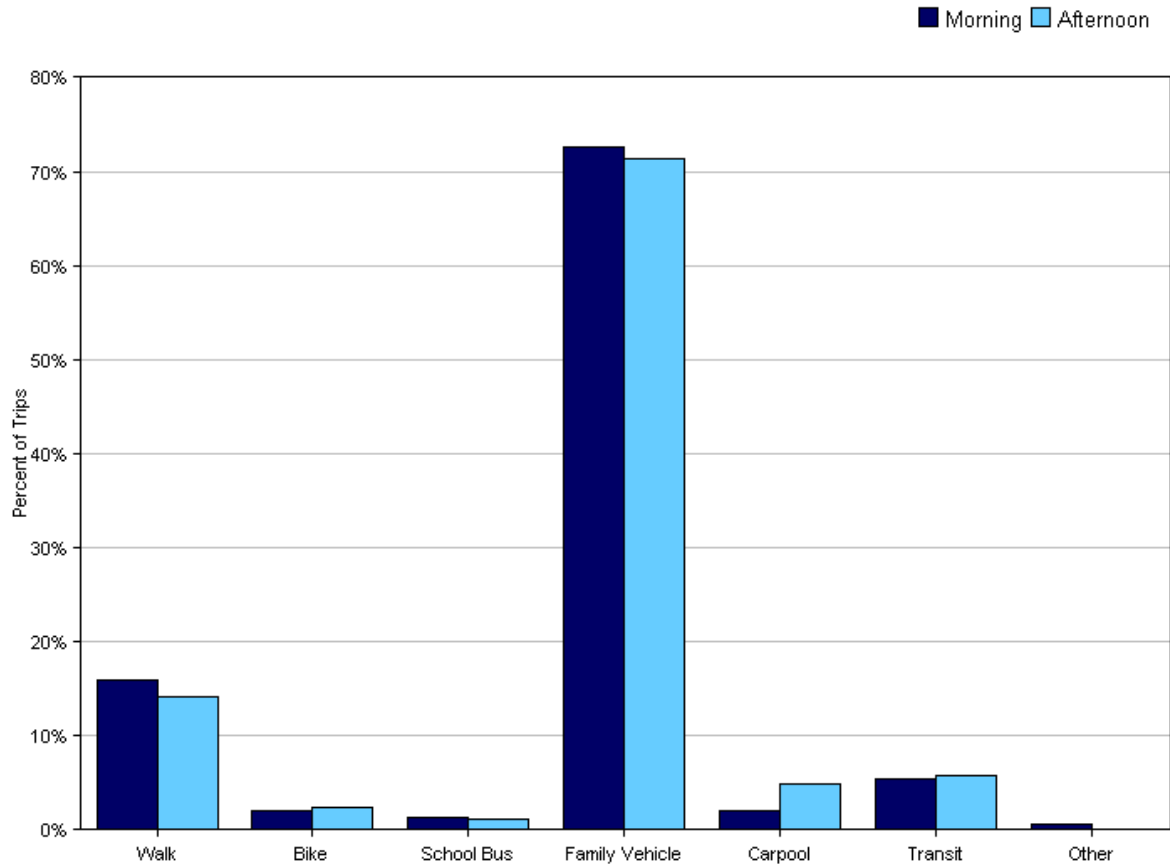


Tally Report

Program Name:	San Francisco Department of Public Health	Month and Year Collected:	May 2011
School Name:	Sunnyside	Set ID:	6598
School Enrollment:	275	Date Report Generated:	06/06/2011
Enrollment within Grades Targeted by SRTS Program:	275	Number of Classrooms Included in Report:	10
Number of Classrooms in School:	16		

Morning and Afternoon Travel Mode Comparison

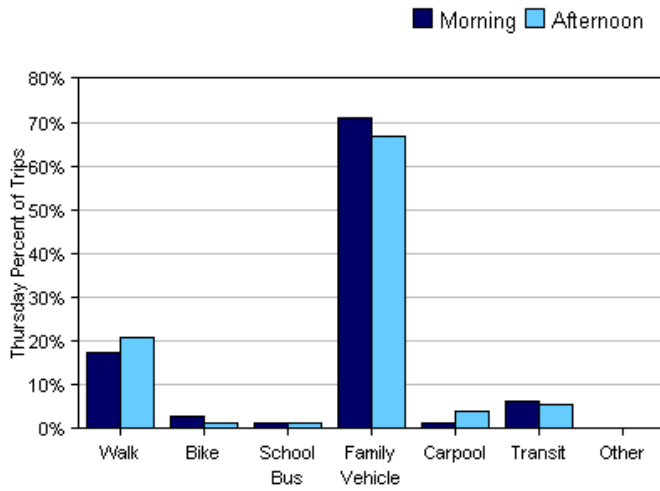
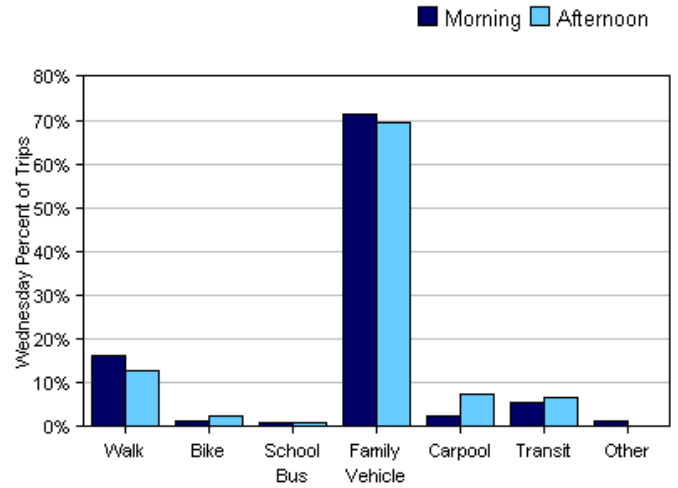
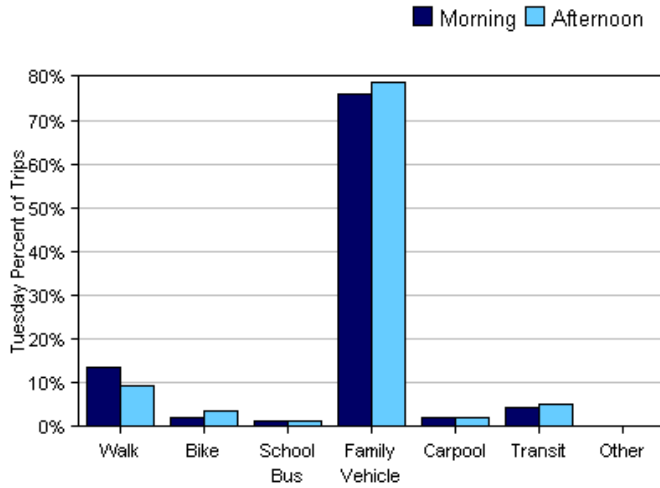


Morning and Afternoon Travel Mode Comparison

	Number of Trips	Walk	Bike	School Bus	Family Vehicle	Carpool	Transit	Other
Morning	479	16%	2%	1%	73%	2%	5%	0.6%
Afternoon	482	14%	2%	1%	71%	5%	6%	0%

Percentages may not total 100% due to rounding.

Morning and Afternoon Travel Mode Comparison by Day

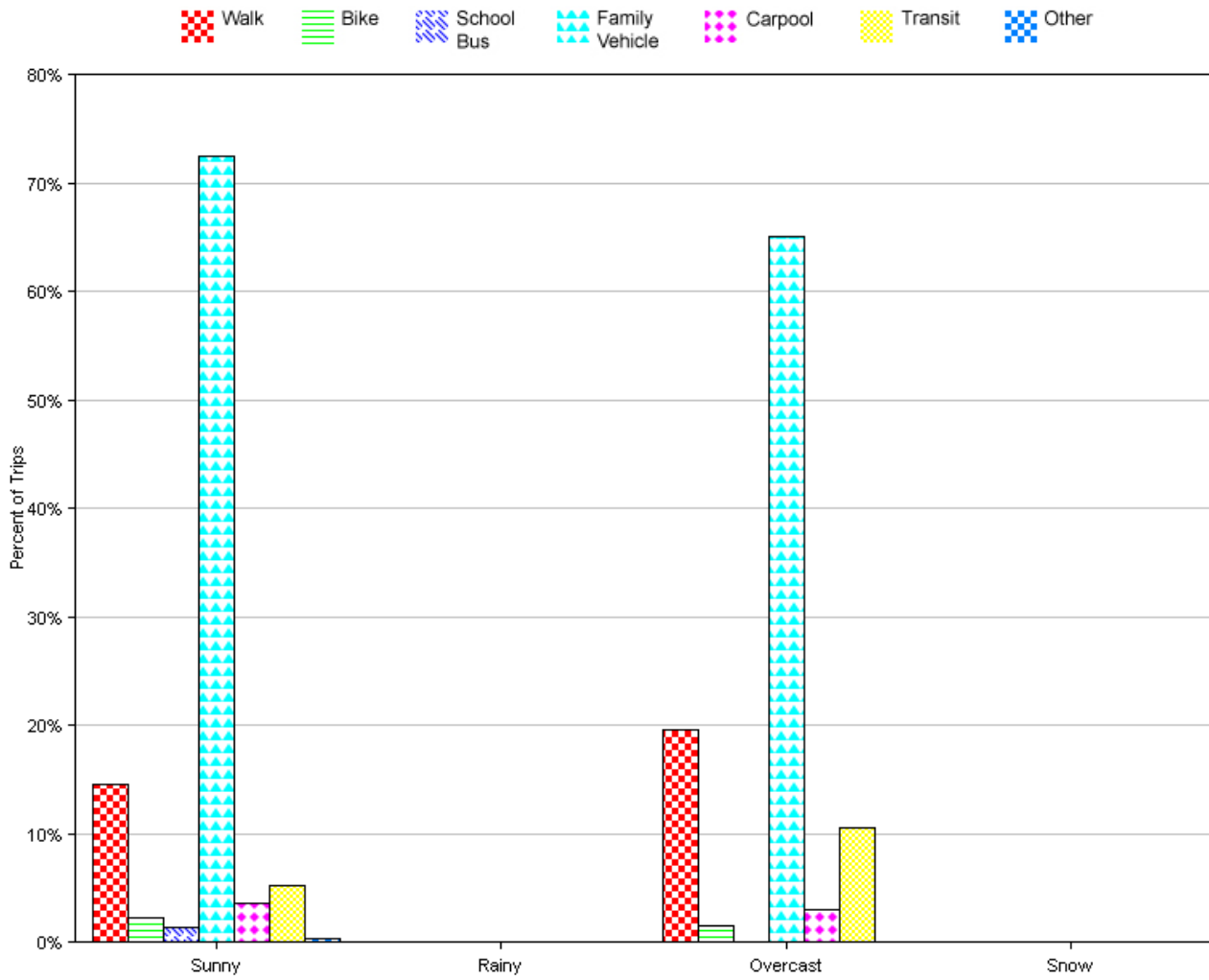


Morning and Afternoon Travel Mode Comparison by Day

	Number of Trips	Walk	Bike	School Bus	Family Vehicle	Carpool	Transit	Other
Tuesday AM	138	14%	2%	1%	76%	2%	4%	0%
Tuesday PM	140	9%	4%	1%	79%	2%	5%	0%
Wednesday AM	196	16%	2%	1%	71%	3%	6%	2%
Wednesday PM	197	13%	3%	1%	70%	8%	7%	0%
Thursday AM	145	17%	3%	1%	71%	1%	6%	0%
Thursday PM	145	21%	1%	1%	67%	4%	6%	0%

Percentages may not total 100% due to rounding.

Travel Mode by Weather Conditions



Travel Mode by Weather Condition

Weather Condition	Number of Trips	Walk	Bike	School Bus	Family Vehicle	Carpool	Transit	Other
Sunny	895	15%	2%	1%	73%	4%	5%	0.3%
Rainy	0	0%	0%	0%	0%	0%	0%	0%
Overcast	66	20%	2%	0%	65%	3%	11%	0%
Snow	0	0%	0%	0%	0%	0%	0%	0%

Percentages may not total 100% due to rounding.