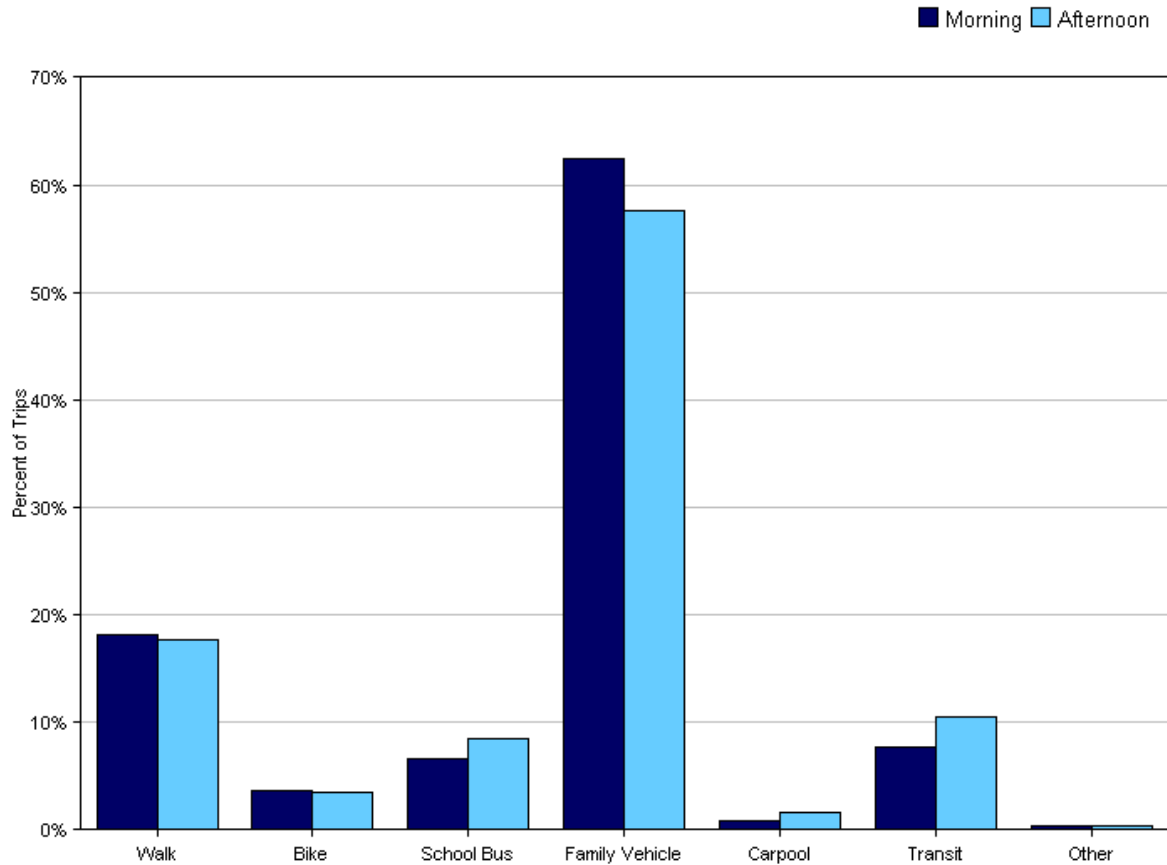


Tally Report

Program Name:	San Francisco Department of Public Health	Month and Year Collected:	May 2011
School Name:	George Peabody	Set ID:	6592
School Enrollment:	235	Date Report Generated:	06/06/2011
Enrollment within Grades Targeted by SRTS Program:	235	Number of Classrooms Included in Report:	12
Number of Classrooms in School:	12		

Morning and Afternoon Travel Mode Comparison

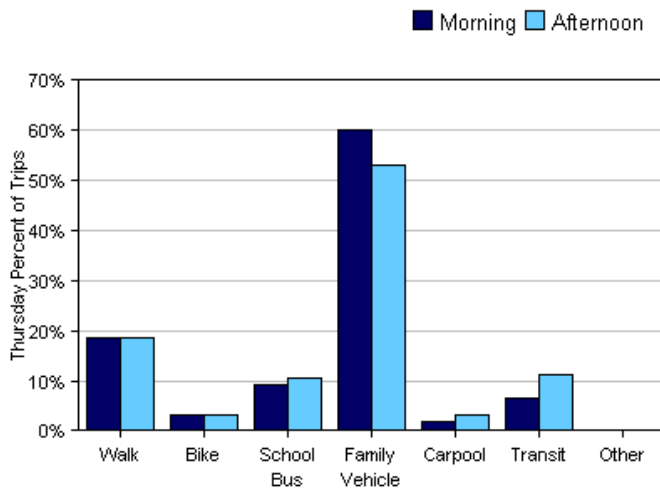
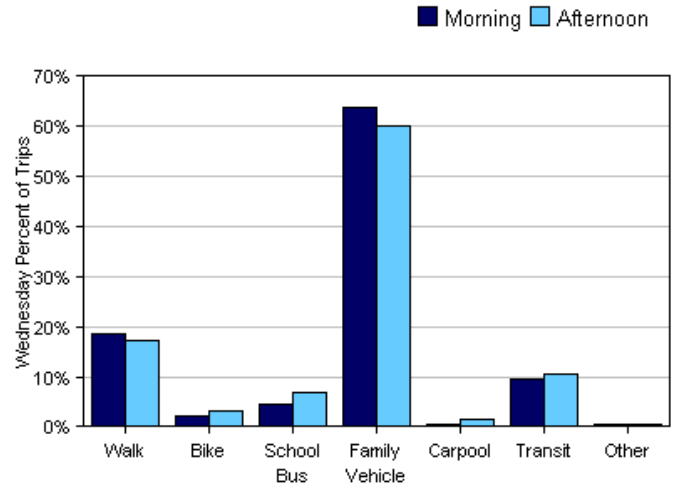
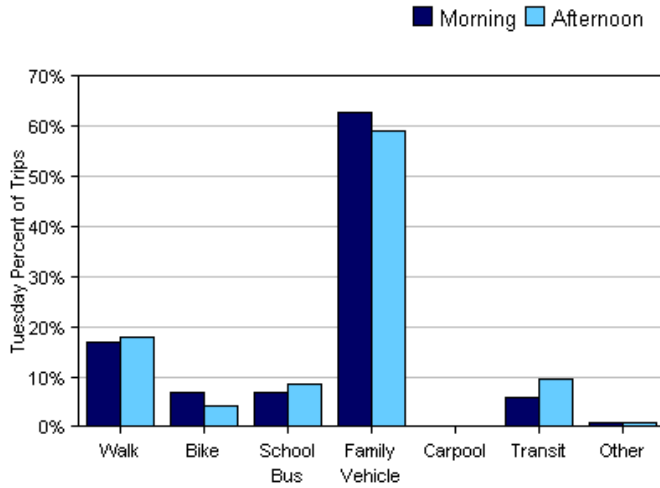


Morning and Afternoon Travel Mode Comparison

	Number of Trips	Walk	Bike	School Bus	Family Vehicle	Carpool	Transit	Other
Morning	488	18%	4%	7%	63%	0.8%	8%	0.4%
Afternoon	484	18%	4%	8%	58%	2%	11%	0.4%

Percentages may not total 100% due to rounding.

Morning and Afternoon Travel Mode Comparison by Day

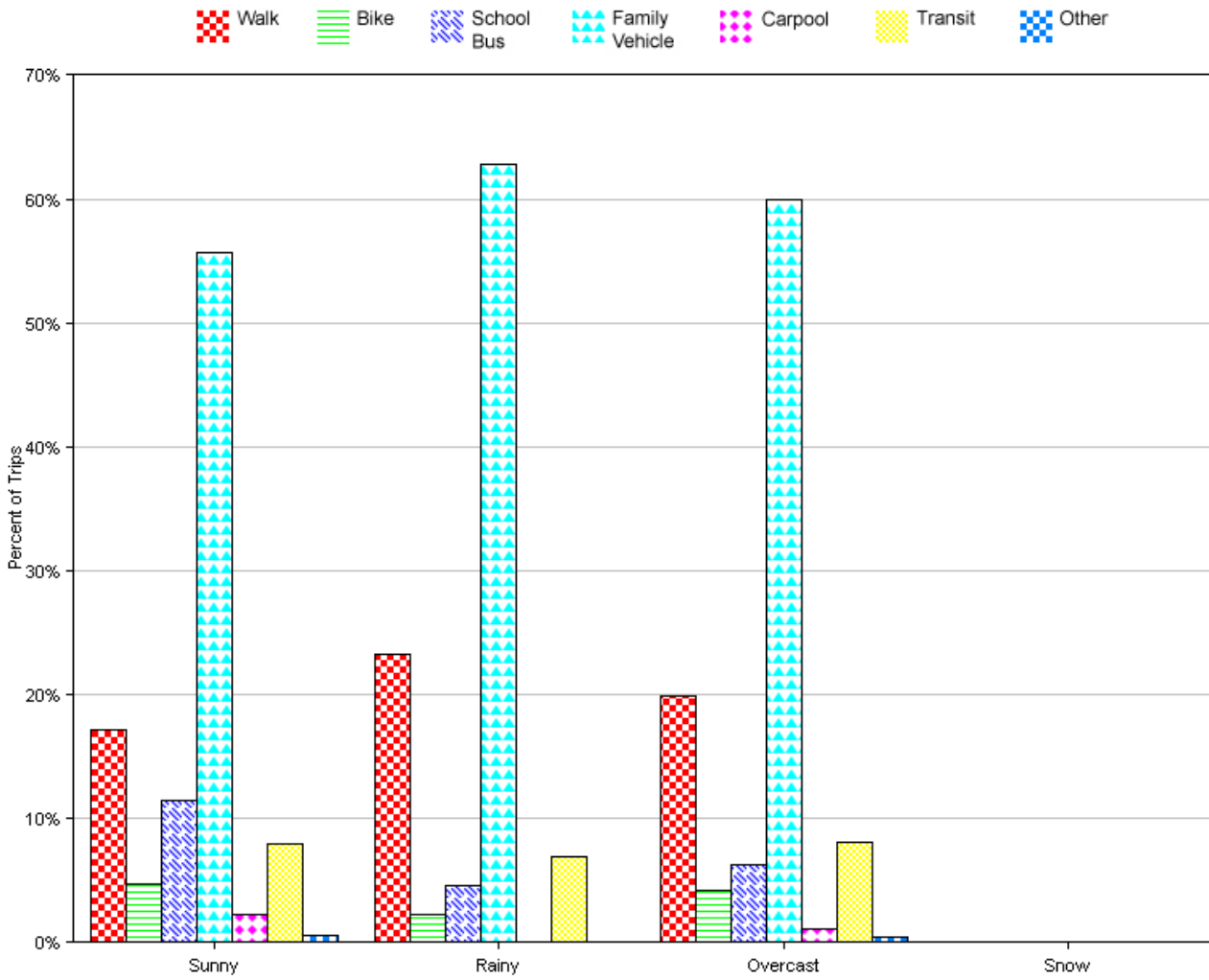


Morning and Afternoon Travel Mode Comparison by Day

	Number of Trips	Walk	Bike	School Bus	Family Vehicle	Carpool	Transit	Other
Tuesday AM	118	17%	7%	7%	63%	0%	6%	0.8%
Tuesday PM	117	18%	4%	9%	59%	0%	9%	0.9%
Wednesday AM	219	19%	2%	5%	64%	0.5%	10%	0.5%
Wednesday PM	216	17%	3%	7%	60%	1%	11%	0.5%
Thursday AM	151	19%	3%	9%	60%	2%	7%	0%
Thursday PM	151	19%	3%	11%	53%	3%	11%	0%

Percentages may not total 100% due to rounding.

Travel Mode by Weather Conditions



Travel Mode by Weather Condition

Weather Condition	Number of Trips	Walk	Bike	School Bus	Family Vehicle	Carpool	Transit	Other
Sunny	314	17%	5%	11%	56%	2%	8%	0.6%
Rainy	43	23%	2%	5%	63%	0%	7%	0%
Overcast	457	20%	4%	6%	60%	1%	8%	0.4%
Snow	0	0%	0%	0%	0%	0%	0%	0%

Percentages may not total 100% due to rounding.