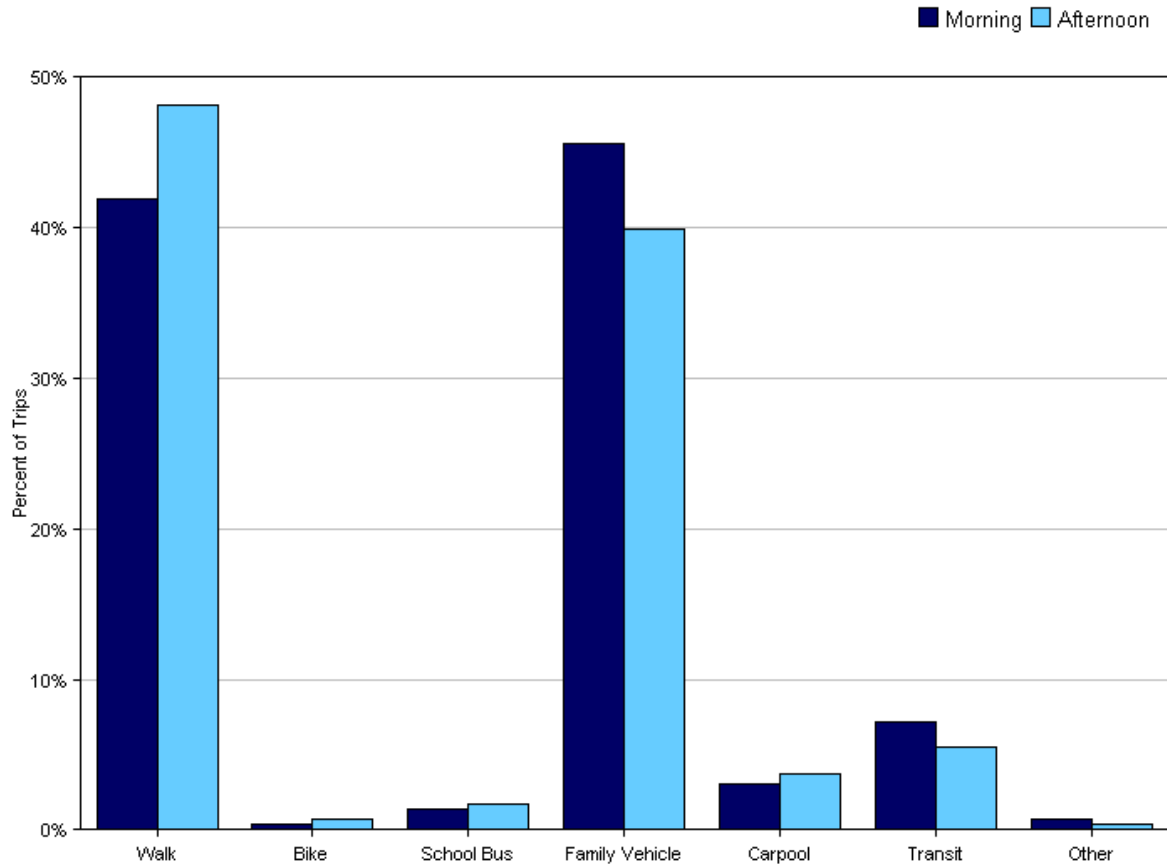


Tally Report

Program Name:	San Francisco Department of Public Health	Month and Year Collected:	May 2011
School Name:	Longfellow	Set ID:	6596
School Enrollment:	566	Date Report Generated:	06/06/2011
Enrollment within Grades Targeted by SRTS Program:	566	Number of Classrooms Included in Report:	26
Number of Classrooms in School:	27		

Morning and Afternoon Travel Mode Comparison

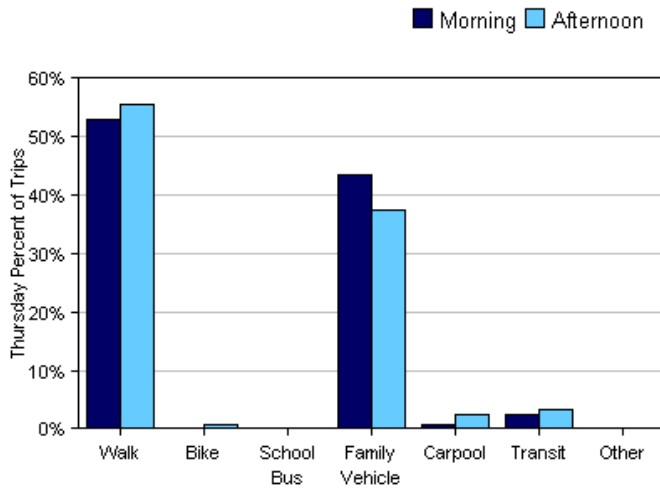
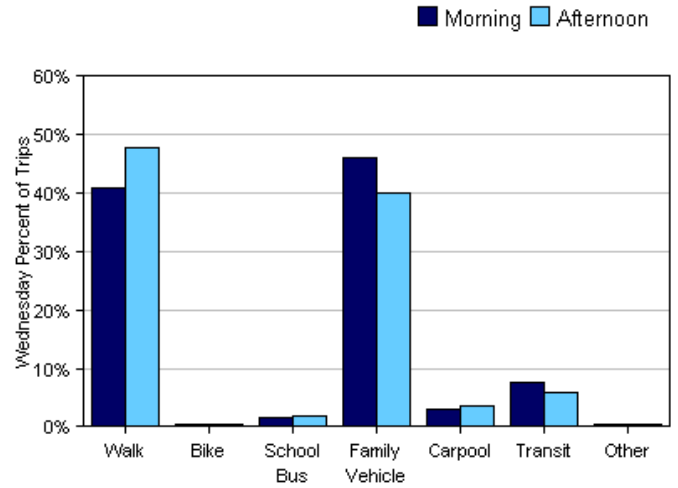
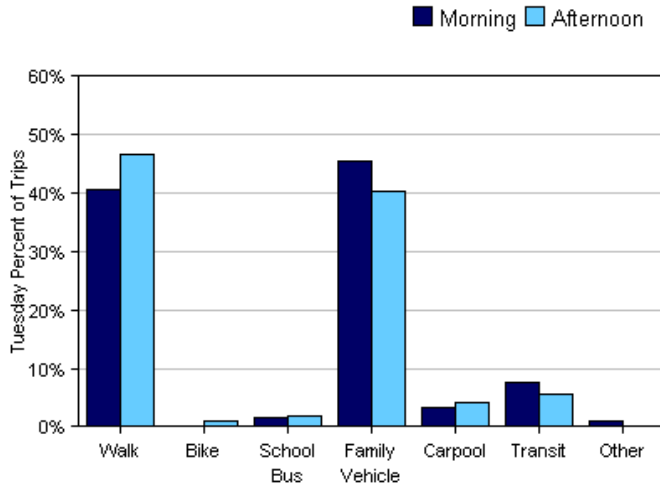


Morning and Afternoon Travel Mode Comparison

	Number of Trips	Walk	Bike	School Bus	Family Vehicle	Carpool	Transit	Other
Morning	1196	42%	0.3%	1%	46%	3%	7%	0.7%
Afternoon	1191	48%	0.7%	2%	40%	4%	6%	0.3%

Percentages may not total 100% due to rounding.

Morning and Afternoon Travel Mode Comparison by Day

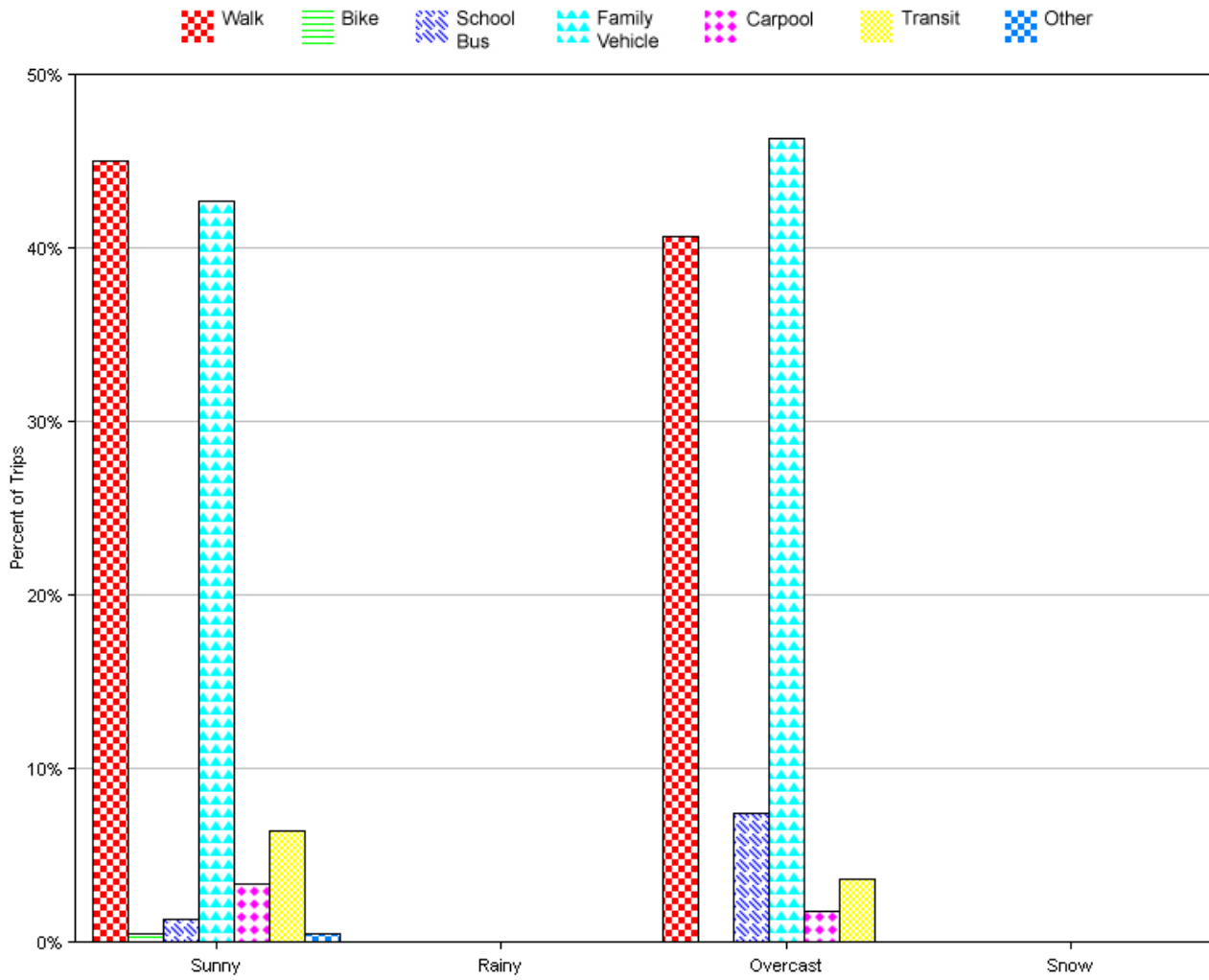


Morning and Afternoon Travel Mode Comparison by Day

	Number of Trips	Walk	Bike	School Bus	Family Vehicle	Carpool	Transit	Other
Tuesday AM	533	41%	0.2%	2%	46%	3%	8%	1%
Tuesday PM	529	47%	0.9%	2%	40%	4%	6%	0.2%
Wednesday AM	546	41%	0.5%	1%	46%	3%	8%	0.4%
Wednesday PM	545	48%	0.4%	2%	40%	3%	6%	0.6%
Thursday AM	117	53%	0%	0%	44%	0.9%	3%	0%
Thursday PM	117	56%	0.9%	0%	38%	3%	3%	0%

Percentages may not total 100% due to rounding.

Travel Mode by Weather Conditions



Travel Mode by Weather Condition

Weather Condition	Number of Trips	Walk	Bike	School Bus	Family Vehicle	Carpool	Transit	Other
Sunny	2333	45%	0.5%	1%	43%	3%	6%	0.5%
Rainy	0	0%	0%	0%	0%	0%	0%	0%
Overcast	54	41%	0%	7%	46%	2%	4%	0%
Snow	0	0%	0%	0%	0%	0%	0%	0%

Percentages may not total 100% due to rounding.