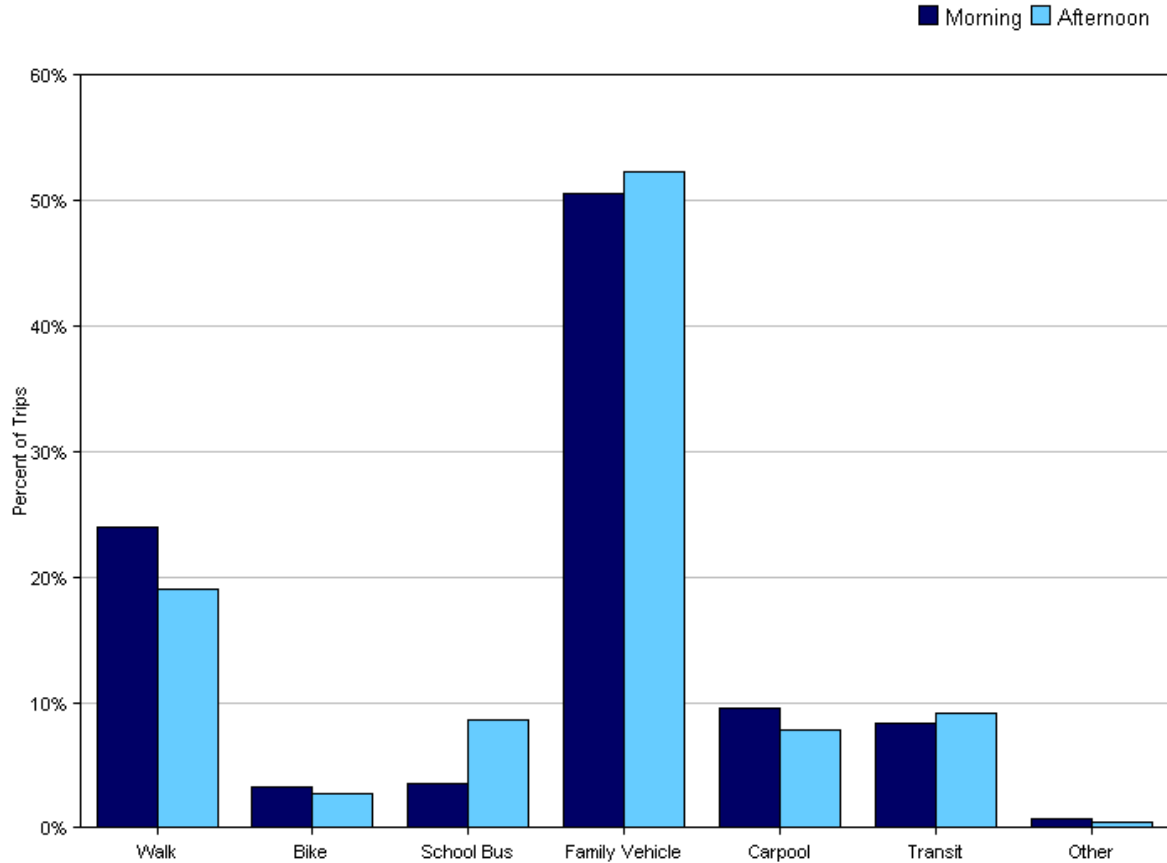


Tally Report

Program Name:	San Francisco Department of Public Health	Month and Year Collected:	May 2011
School Name:	Grattan Elementary School	Set ID:	6594
School Enrollment:	325	Date Report Generated:	06/06/2011
Enrollment within Grades Targeted by SRTS Program:	325	Number of Classrooms Included in Report:	18
Number of Classrooms in School:	19		

Morning and Afternoon Travel Mode Comparison

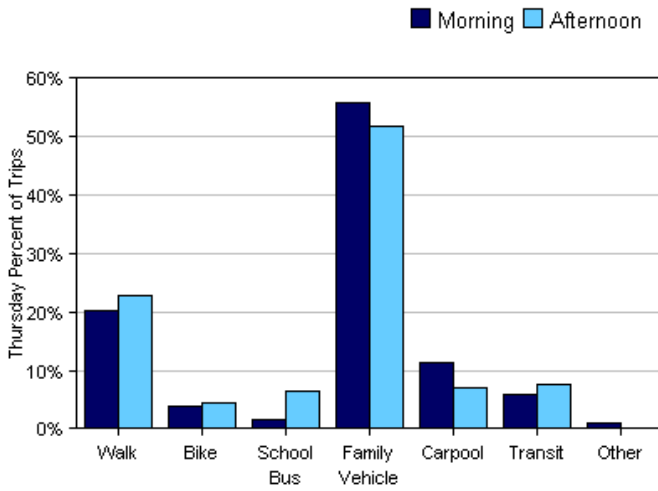
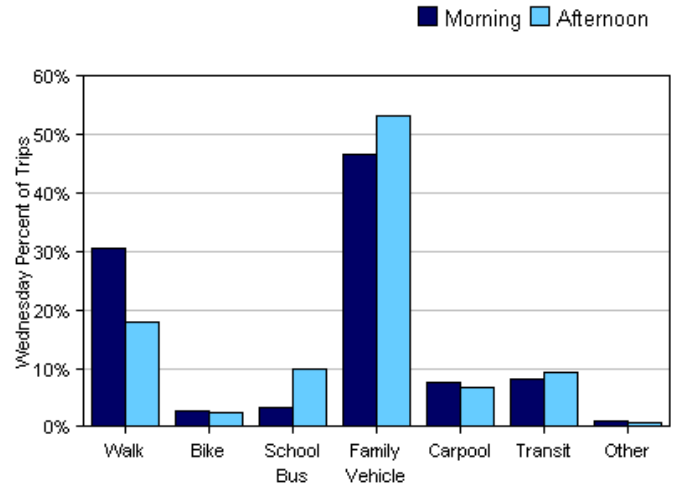
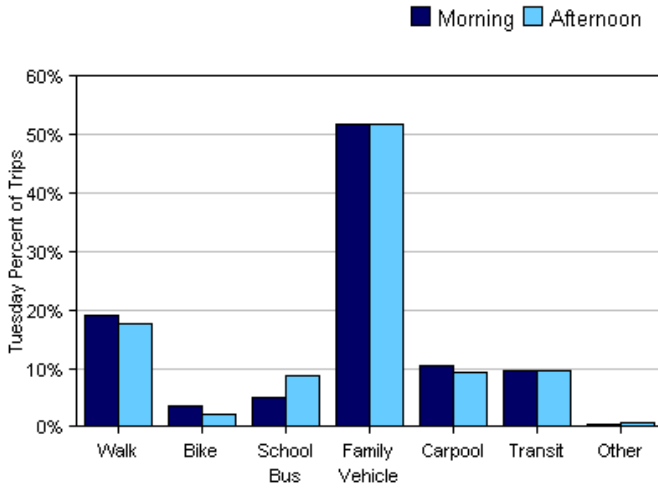


Morning and Afternoon Travel Mode Comparison

	Number of Trips	Walk	Bike	School Bus	Family Vehicle	Carpool	Transit	Other
Morning	820	24%	3%	4%	51%	10%	8%	0.7%
Afternoon	769	19%	3%	9%	52%	8%	9%	0.5%

Percentages may not total 100% due to rounding.

Morning and Afternoon Travel Mode Comparison by Day

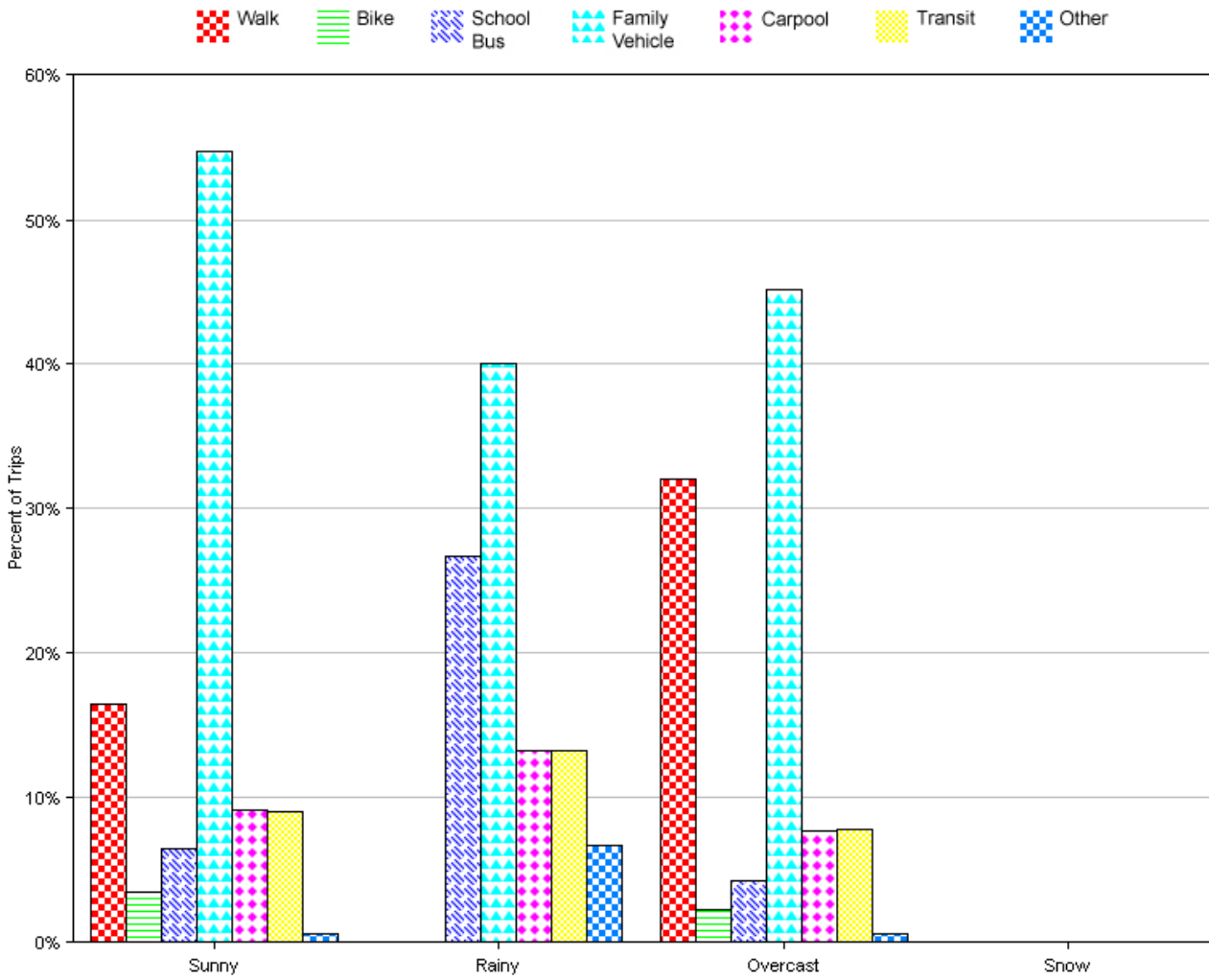


Morning and Afternoon Travel Mode Comparison by Day

	Number of Trips	Walk	Bike	School Bus	Family Vehicle	Carpool	Transit	Other
Tuesday AM	299	19%	4%	5%	52%	10%	10%	0.3%
Tuesday PM	298	18%	2%	9%	52%	9%	10%	0.7%
Wednesday AM	338	30%	3%	3%	47%	8%	8%	0.9%
Wednesday PM	286	18%	2%	10%	53%	7%	9%	0.7%
Thursday AM	183	20%	4%	2%	56%	11%	6%	1%
Thursday PM	185	23%	4%	6%	52%	7%	8%	0%

Percentages may not total 100% due to rounding.

Travel Mode by Weather Conditions



Travel Mode by Weather Condition

Weather Condition	Number of Trips	Walk	Bike	School Bus	Family Vehicle	Carpool	Transit	Other
Sunny	1041	17%	3%	7%	55%	9%	9%	0.6%
Rainy	15	0%	0%	27%	40%	13%	13%	7%
Overcast	533	32%	2%	4%	45%	8%	8%	0.6%
Snow	0	0%	0%	0%	0%	0%	0%	0%

Percentages may not total 100% due to rounding.