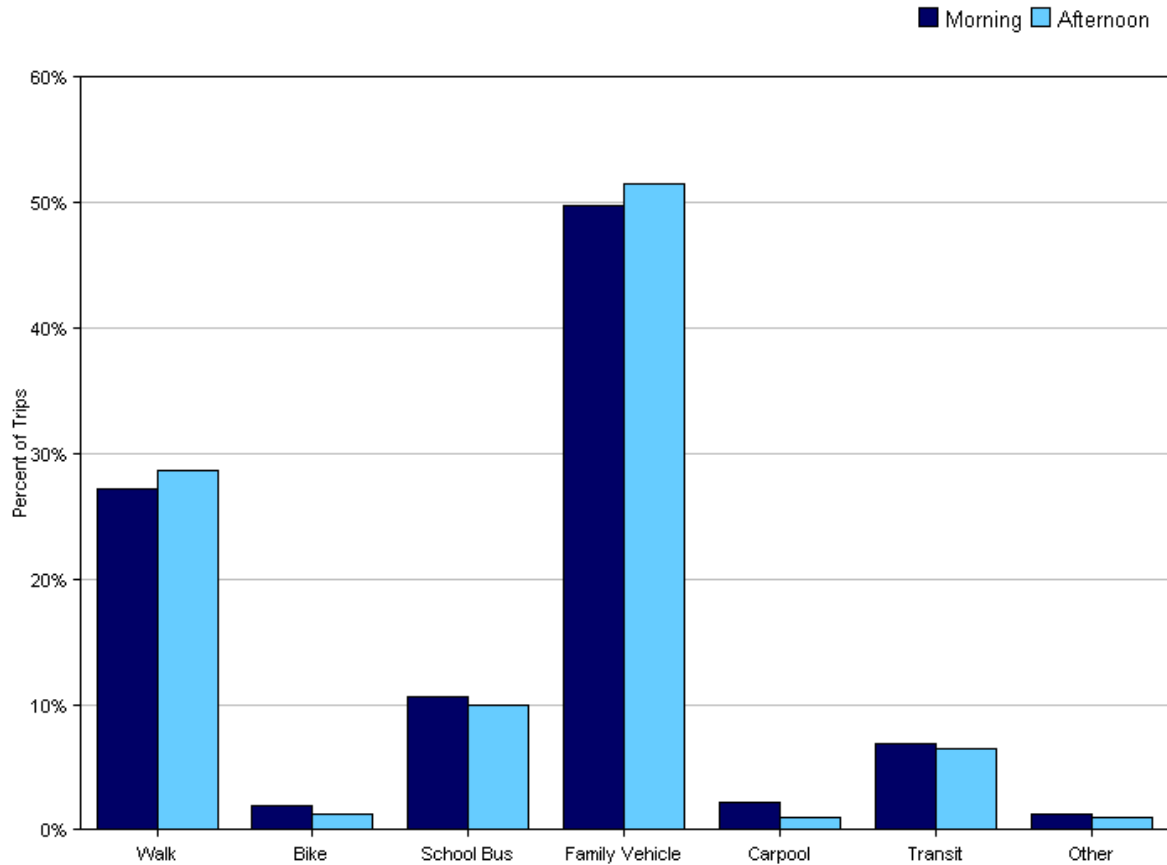


## Tally Report

<b>Program Name:</b>	San Francisco Department of Public Health	<b>Month and Year Collected:</b>	May 2011
<b>School Name:</b>	Leonard Flynn	<b>Set ID:</b>	6595
<b>School Enrollment:</b>	454	<b>Date Report Generated:</b>	06/06/2011
<b>Enrollment within Grades Targeted by SRTS Program:</b>	454	<b>Number of Classrooms Included in Report:</b>	18
<b>Number of Classrooms in School:</b>	24		

### Morning and Afternoon Travel Mode Comparison

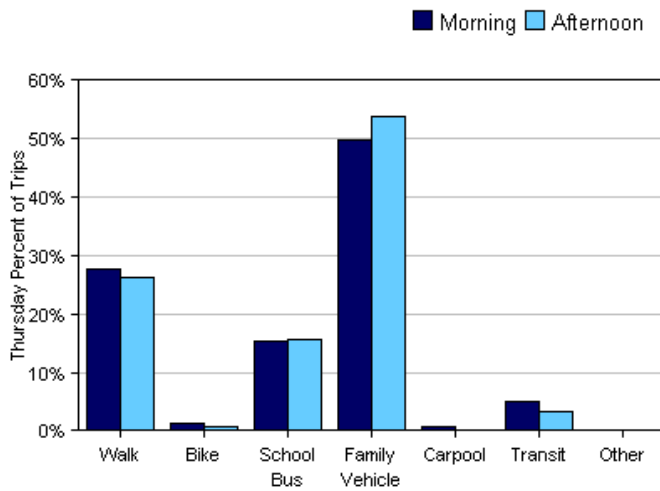
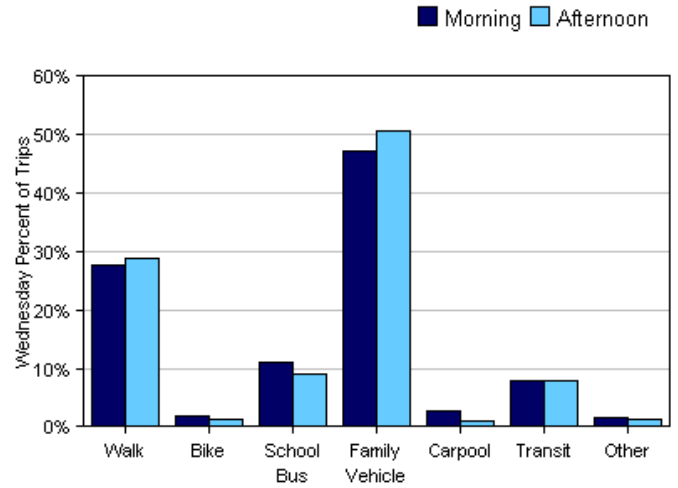
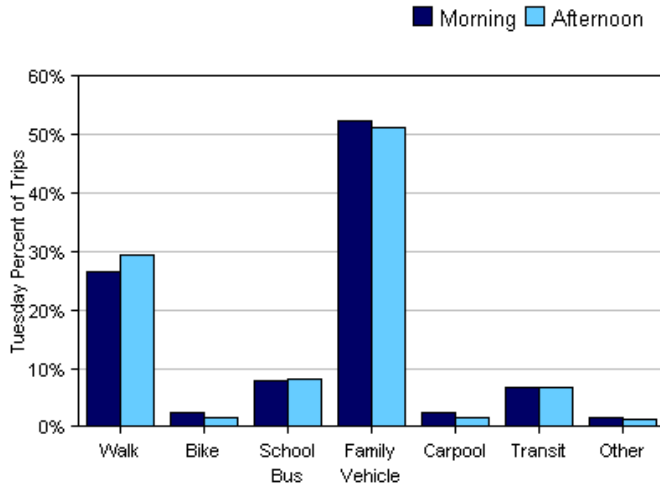


### Morning and Afternoon Travel Mode Comparison

	Number of Trips	Walk	Bike	School Bus	Family Vehicle	Carpool	Transit	Other
Morning	799	27%	2%	11%	50%	2%	7%	1%
Afternoon	772	29%	1%	10%	52%	1%	6%	1%

Percentages may not total 100% due to rounding.

### Morning and Afternoon Travel Mode Comparison by Day

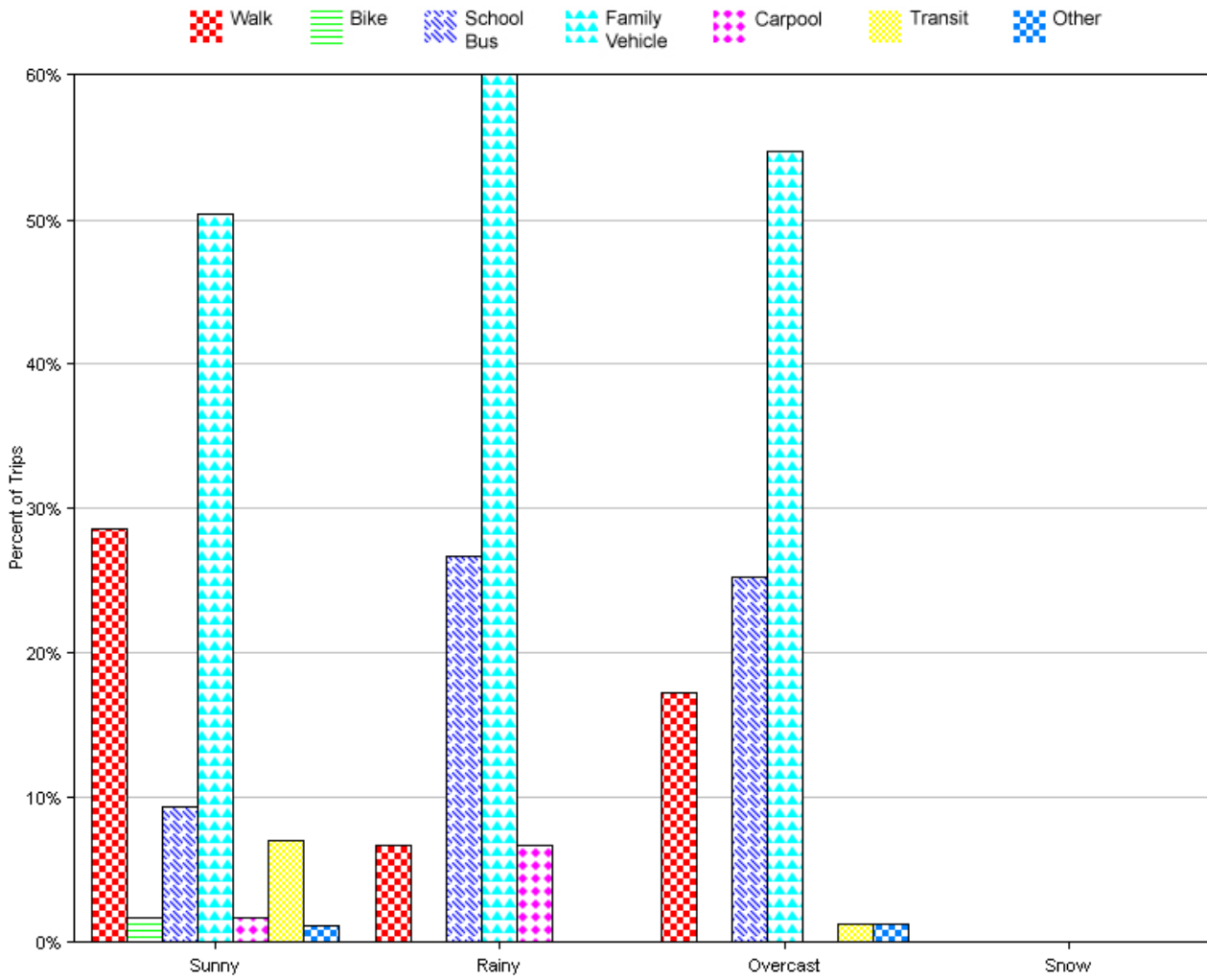


### Morning and Afternoon Travel Mode Comparison by Day

	Number of Trips	Walk	Bike	School Bus	Family Vehicle	Carpool	Transit	Other
Tuesday AM	325	26%	2%	8%	52%	2%	7%	2%
Tuesday PM	318	30%	2%	8%	51%	2%	7%	1%
Wednesday AM	319	28%	2%	11%	47%	3%	8%	2%
Wednesday PM	302	29%	1%	9%	51%	1.0%	8%	1%
Thursday AM	155	28%	1%	15%	50%	0.6%	5%	0%
Thursday PM	152	26%	0.7%	16%	54%	0%	3%	0%

Percentages may not total 100% due to rounding.

### Travel Mode by Weather Conditions



### Travel Mode by Weather Condition

Weather Condition	Number of Trips	Walk	Bike	School Bus	Family Vehicle	Carpool	Transit	Other
Sunny	1481	29%	2%	9%	50%	2%	7%	1%
Rainy	15	7%	0%	27%	60%	7%	0%	0%
Overcast	75	17%	0%	25%	55%	0%	1%	1%
Snow	0	0%	0%	0%	0%	0%	0%	0%

Percentages may not total 100% due to rounding.