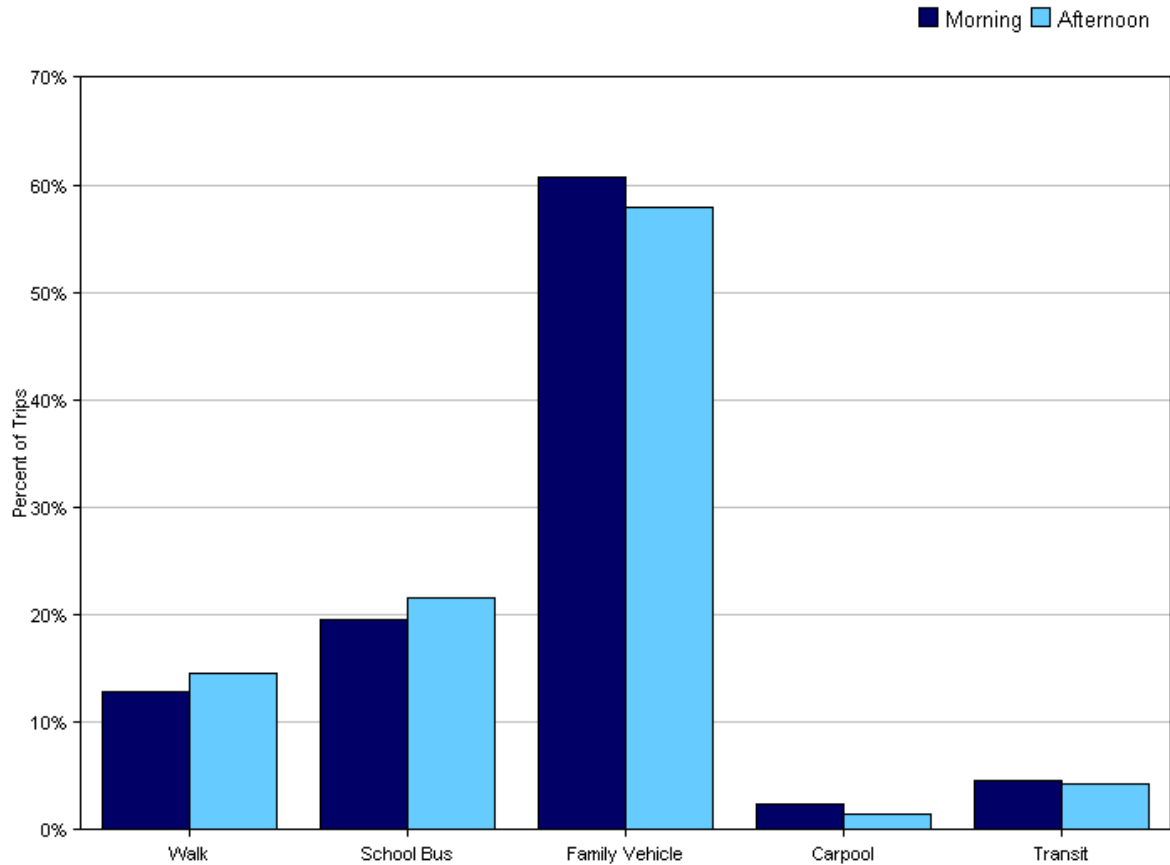


Tally Report

Program Name:	San Francisco Department of Public Health	Month and Year Collected:	May 2011
School Name:	El Dorado Elementary School	Set ID:	6589
School Enrollment:	275	Date Report Generated:	06/06/2011
Enrollment within Grades Targeted by SRTS Program:	275	Number of Classrooms Included in Report:	15
Number of Classrooms in School:	16		

Morning and Afternoon Travel Mode Comparison

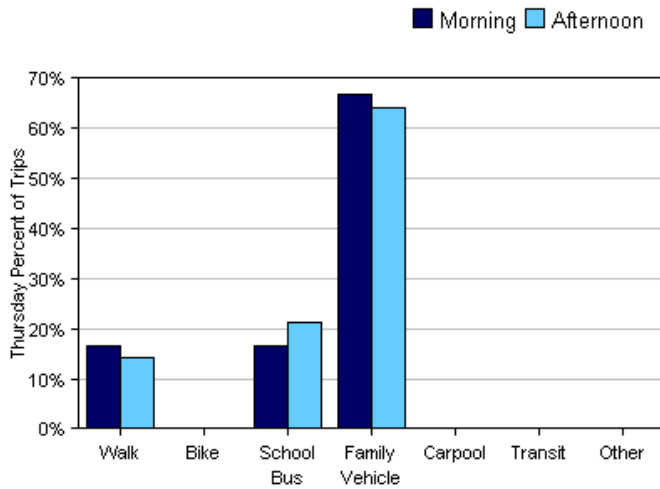
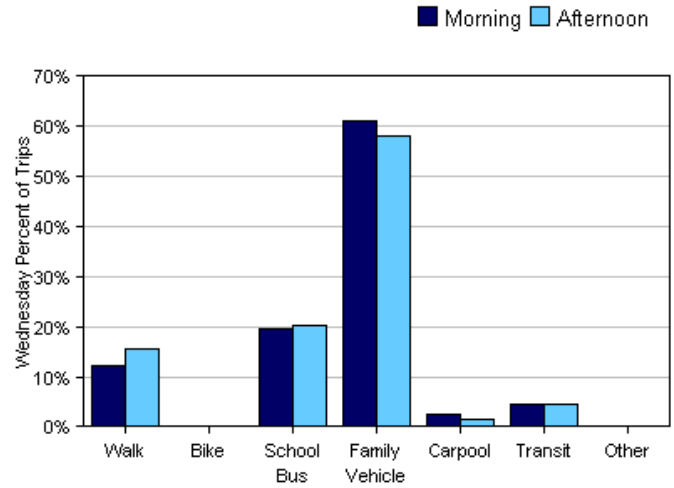
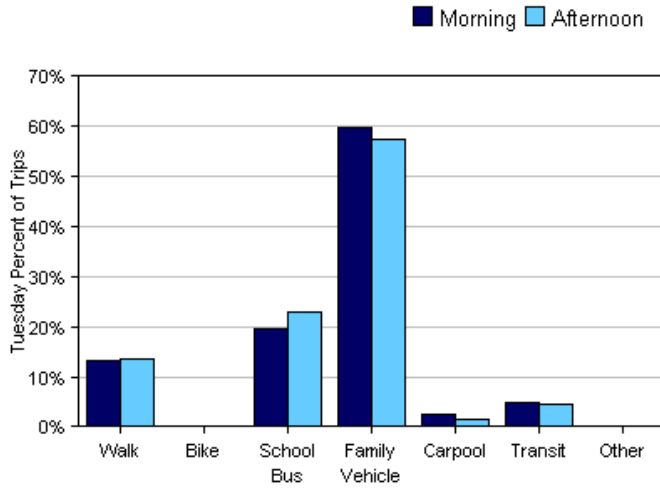


Morning and Afternoon Travel Mode Comparison

	Number of Trips	Walk	Bike	School Bus	Family Vehicle	Carpool	Transit	Other
Morning	507	13%	0%	20%	61%	2%	5%	0%
Afternoon	514	15%	0%	22%	58%	2%	4%	0%

Percentages may not total 100% due to rounding.

Morning and Afternoon Travel Mode Comparison by Day

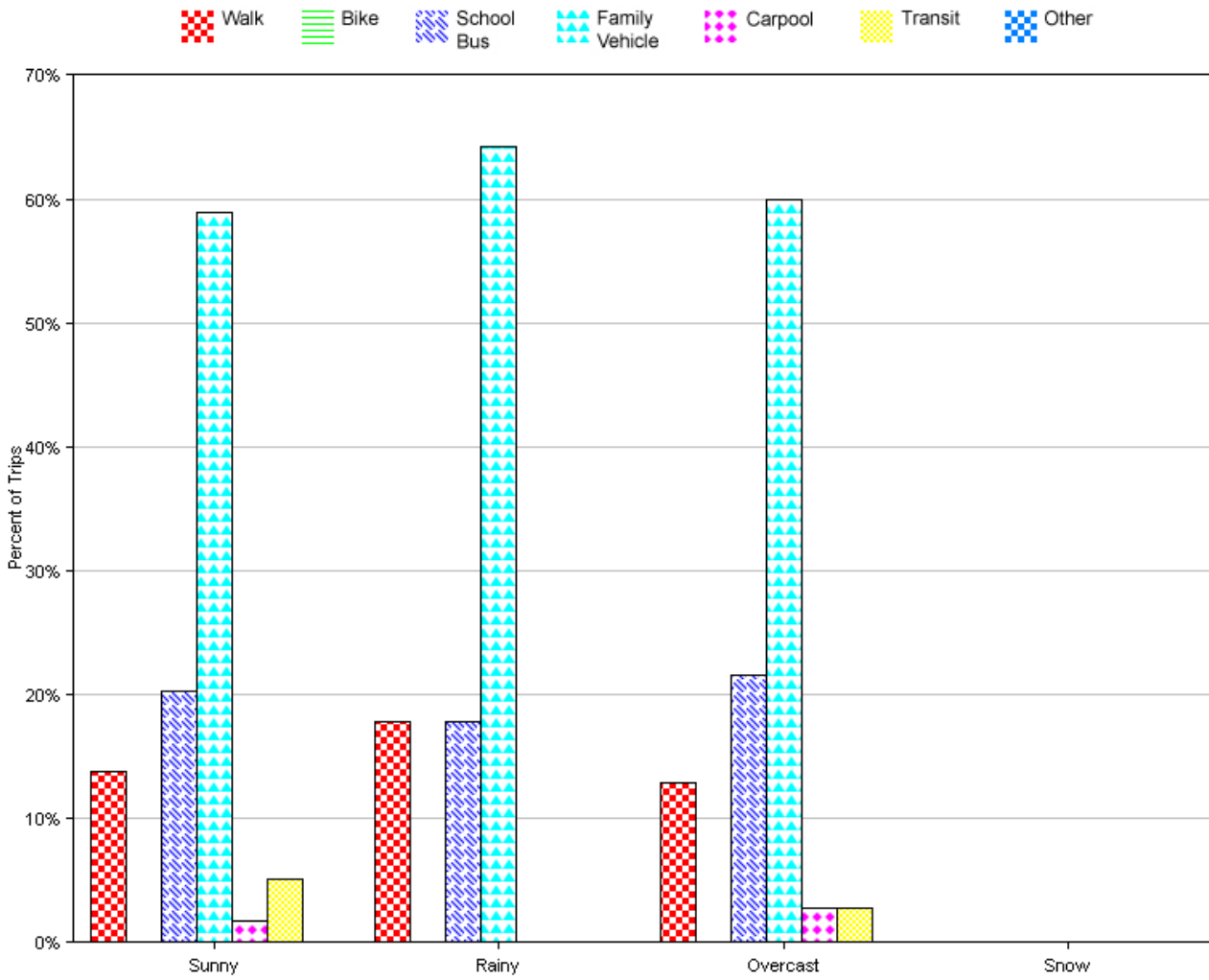


Morning and Afternoon Travel Mode Comparison by Day

	Number of Trips	Walk	Bike	School Bus	Family Vehicle	Carpool	Transit	Other
Tuesday AM	247	13%	0%	19%	60%	2%	5%	0%
Tuesday PM	249	14%	0%	23%	57%	2%	4%	0%
Wednesday AM	248	12%	0%	20%	61%	2%	4%	0%
Wednesday PM	251	16%	0%	20%	58%	2%	4%	0%
Thursday AM	12	17%	0%	17%	67%	0%	0%	0%
Thursday PM	14	14%	0%	21%	64%	0%	0%	0%

Percentages may not total 100% due to rounding.

Travel Mode by Weather Conditions



Travel Mode by Weather Condition

Weather Condition	Number of Trips	Walk	Bike	School Bus	Family Vehicle	Carpool	Transit	Other
Sunny	738	14%	0%	20%	59%	2%	5%	0%
Rainy	28	18%	0%	18%	64%	0%	0%	0%
Overcast	255	13%	0%	22%	60%	3%	3%	0%
Snow	0	0%	0%	0%	0%	0%	0%	0%

Percentages may not total 100% due to rounding.