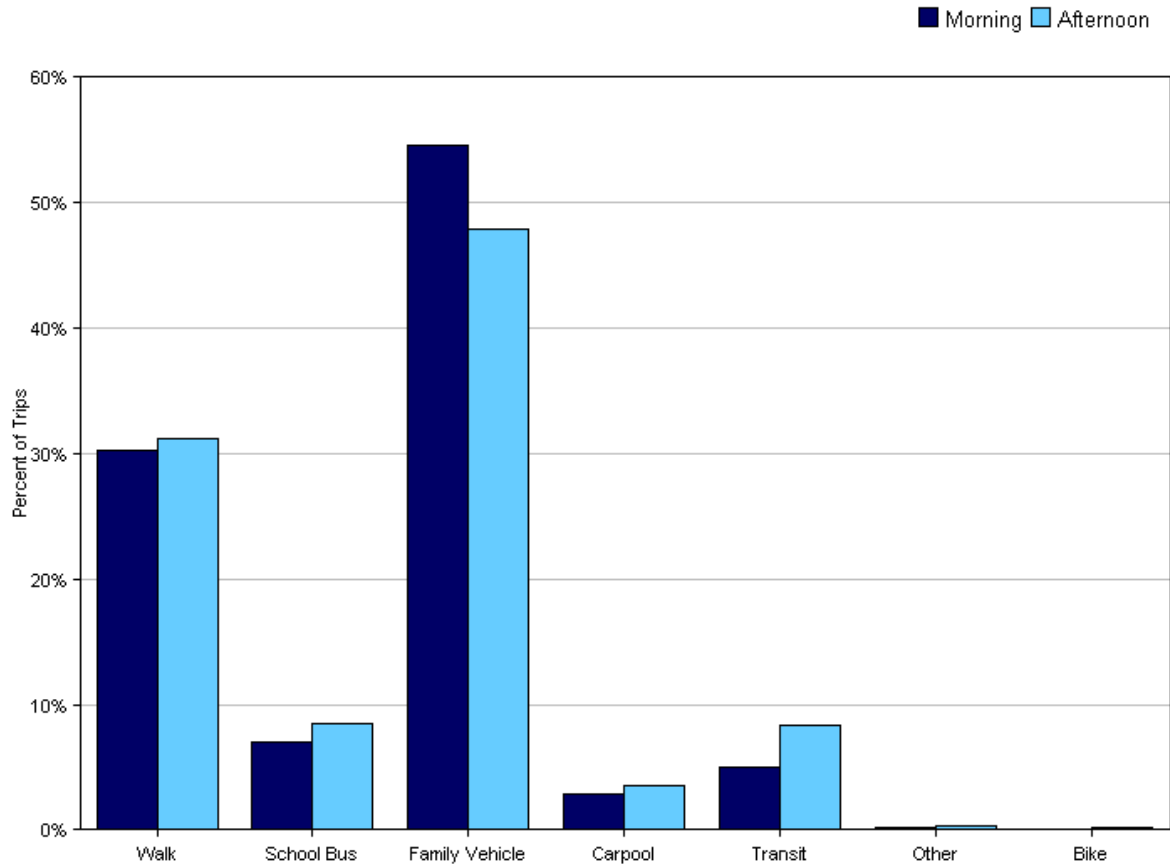


Tally Report

Program Name:	San Francisco Department of Public Health	Month and Year Collected:	May 2011
School Name:	ER Taylor	Set ID:	6588
School Enrollment:	633	Date Report Generated:	06/06/2011
Enrollment within Grades Targeted by SRTS Program:	633	Number of Classrooms Included in Report:	13
Number of Classrooms in School:	29		

Morning and Afternoon Travel Mode Comparison

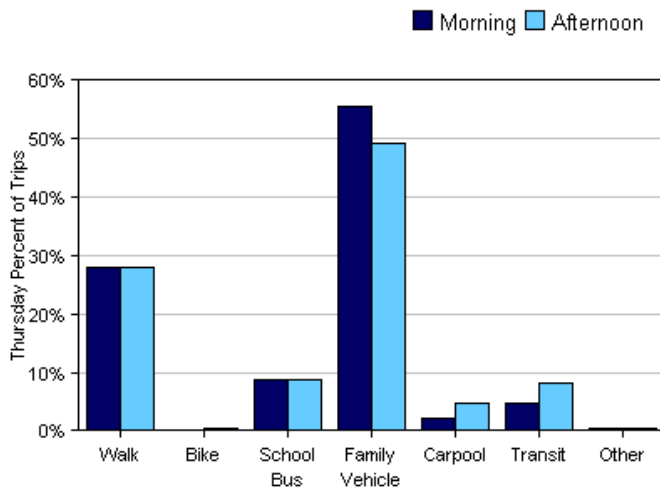
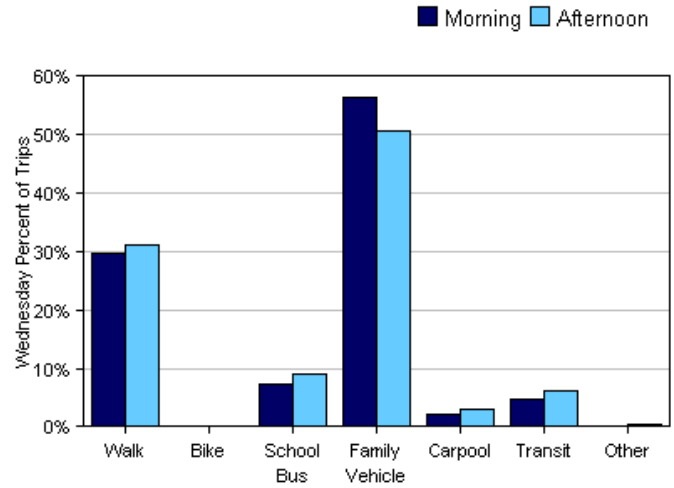
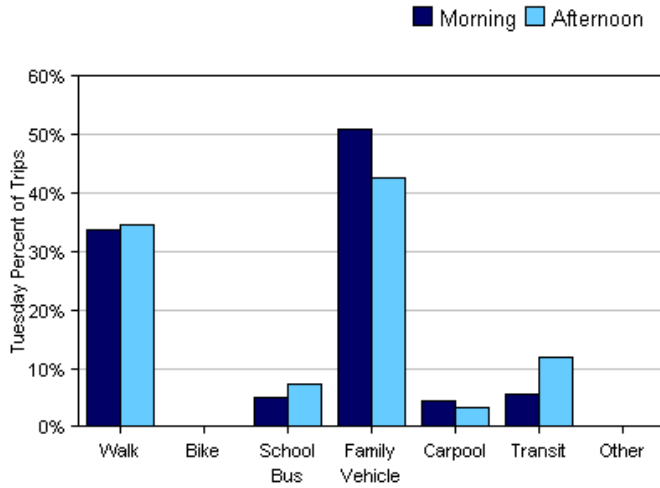


Morning and Afternoon Travel Mode Comparison

	Number of Trips	Walk	Bike	School Bus	Family Vehicle	Carpool	Transit	Other
Morning	637	30%	0%	7%	55%	3%	5%	0.2%
Afternoon	638	31%	0.2%	8%	48%	4%	8%	0.3%

Percentages may not total 100% due to rounding.

Morning and Afternoon Travel Mode Comparison by Day

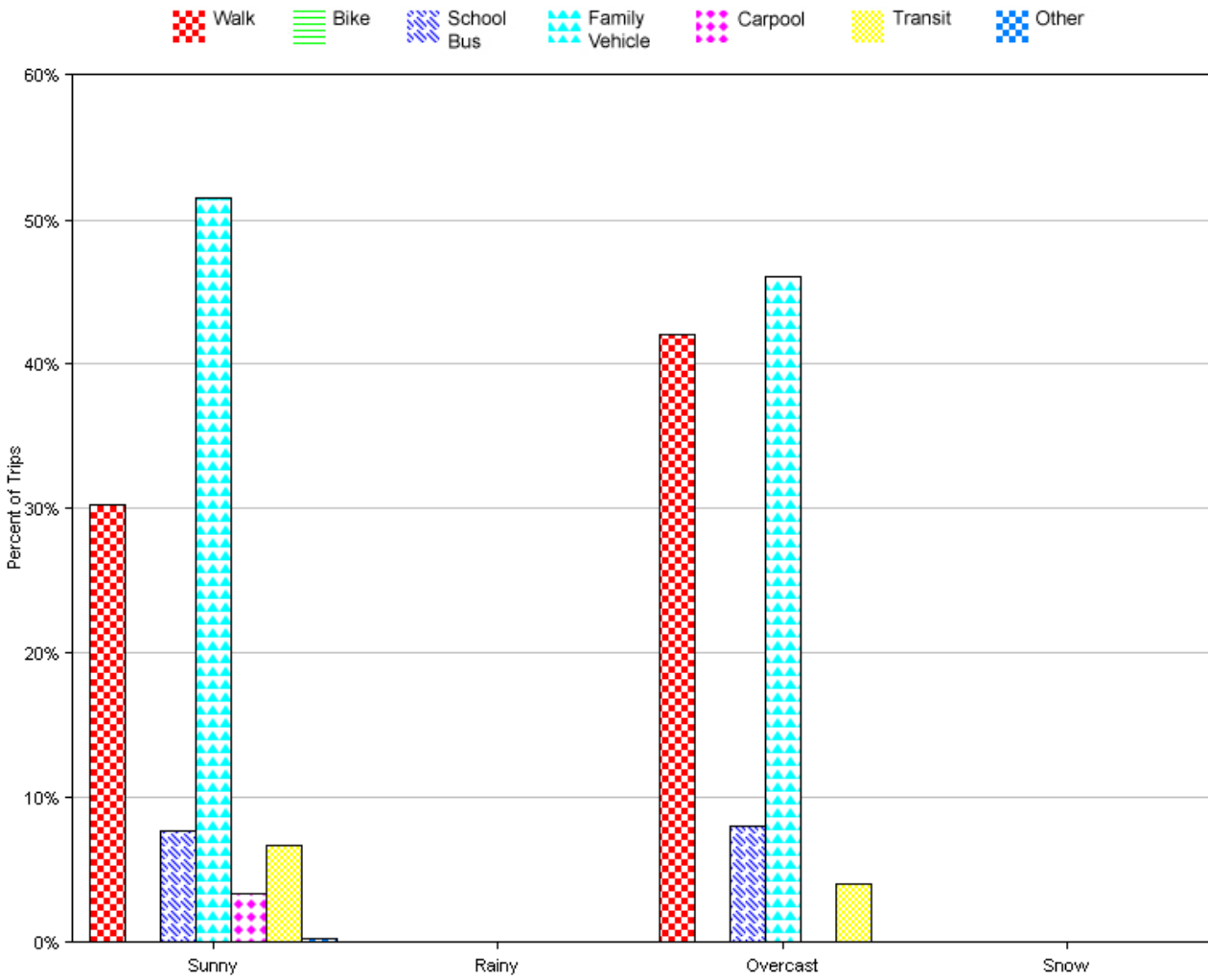


Morning and Afternoon Travel Mode Comparison by Day

	Number of Trips	Walk	Bike	School Bus	Family Vehicle	Carpool	Transit	Other
Tuesday AM	175	34%	0%	5%	51%	5%	6%	0%
Tuesday PM	176	35%	0%	7%	43%	3%	12%	0%
Wednesday AM	277	30%	0%	7%	56%	2%	5%	0%
Wednesday PM	277	31%	0%	9%	51%	3%	6%	0.4%
Thursday AM	185	28%	0%	9%	56%	2%	5%	0.5%
Thursday PM	185	28%	0.5%	9%	49%	5%	8%	0.5%

Percentages may not total 100% due to rounding.

Travel Mode by Weather Conditions



Travel Mode by Weather Condition

Weather Condition	Number of Trips	Walk	Bike	School Bus	Family Vehicle	Carpool	Transit	Other
Sunny	1225	30%	0.1%	8%	52%	3%	7%	0.2%
Rainy	0	0%	0%	0%	0%	0%	0%	0%
Overcast	50	42%	0%	8%	46%	0%	4%	0%
Snow	0	0%	0%	0%	0%	0%	0%	0%

Percentages may not total 100% due to rounding.