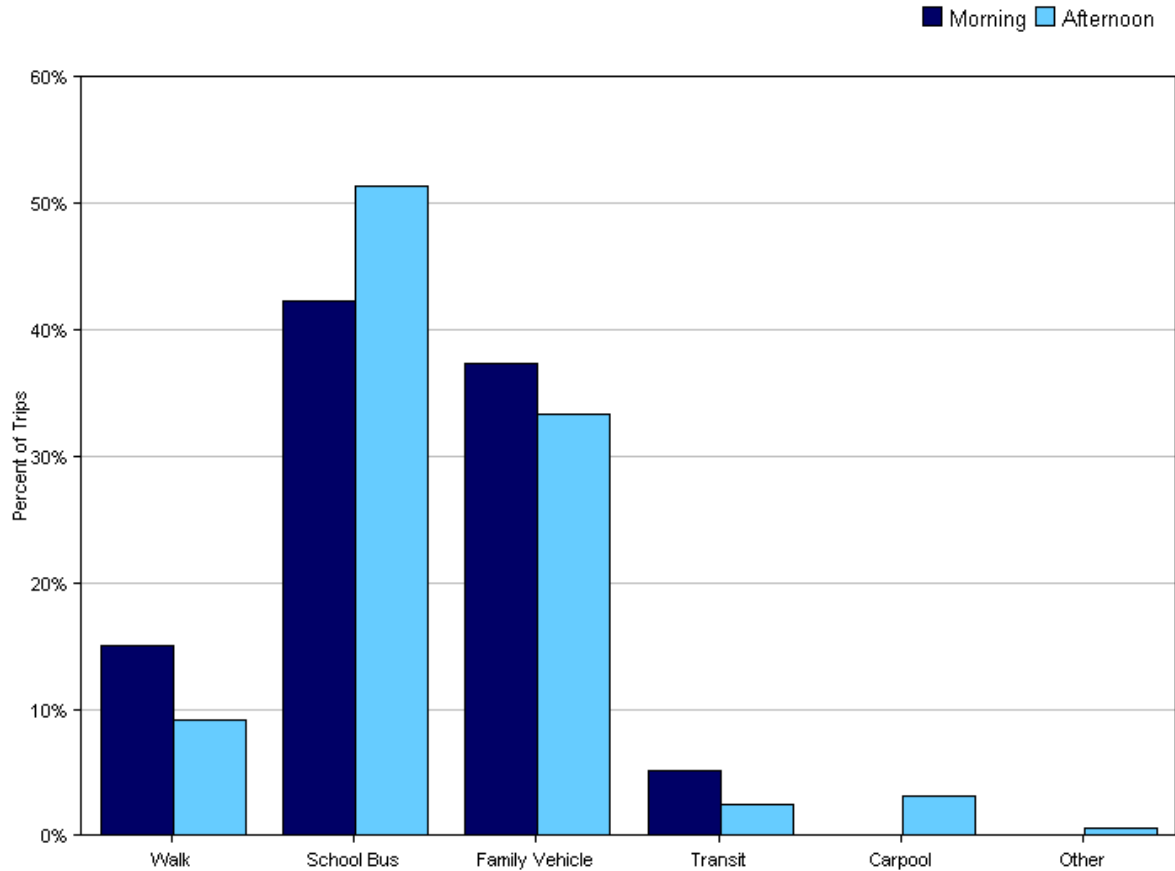


Tally Report

Program Name:	San Francisco Department of Public Health	Month and Year Collected:	May 2011
School Name:	George Washington Carver	Set ID:	6593
School Enrollment:	268	Date Report Generated:	06/06/2011
Enrollment within Grades Targeted by SRTS Program:	268	Number of Classrooms Included in Report:	14
Number of Classrooms in School:	14		

Morning and Afternoon Travel Mode Comparison

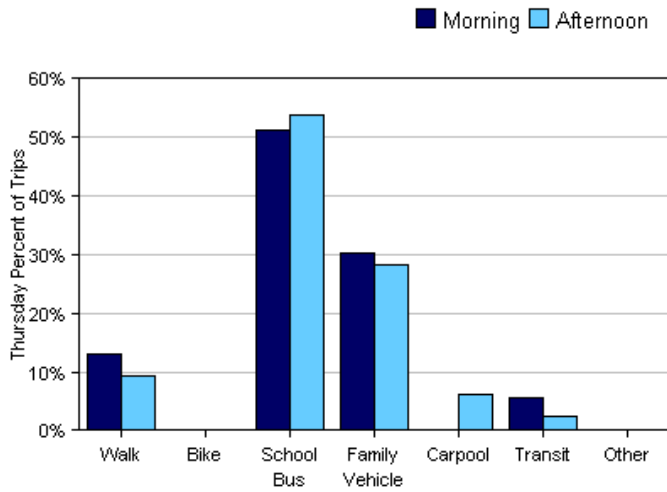
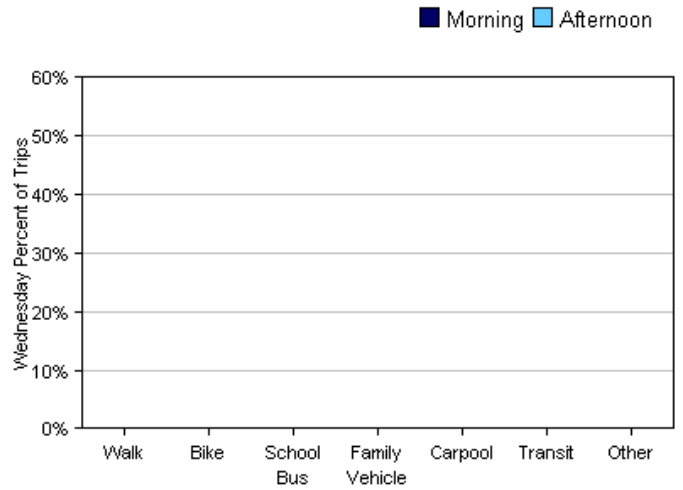
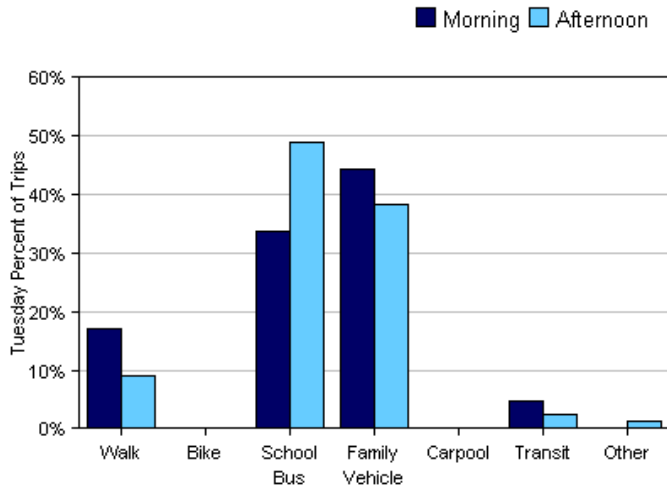


Morning and Afternoon Travel Mode Comparison

	Number of Trips	Walk	Bike	School Bus	Family Vehicle	Carpool	Transit	Other
Morning	484	15%	0%	42%	37%	0%	5%	0%
Afternoon	483	9%	0%	51%	33%	3%	2%	0.6%

Percentages may not total 100% due to rounding.

Morning and Afternoon Travel Mode Comparison by Day

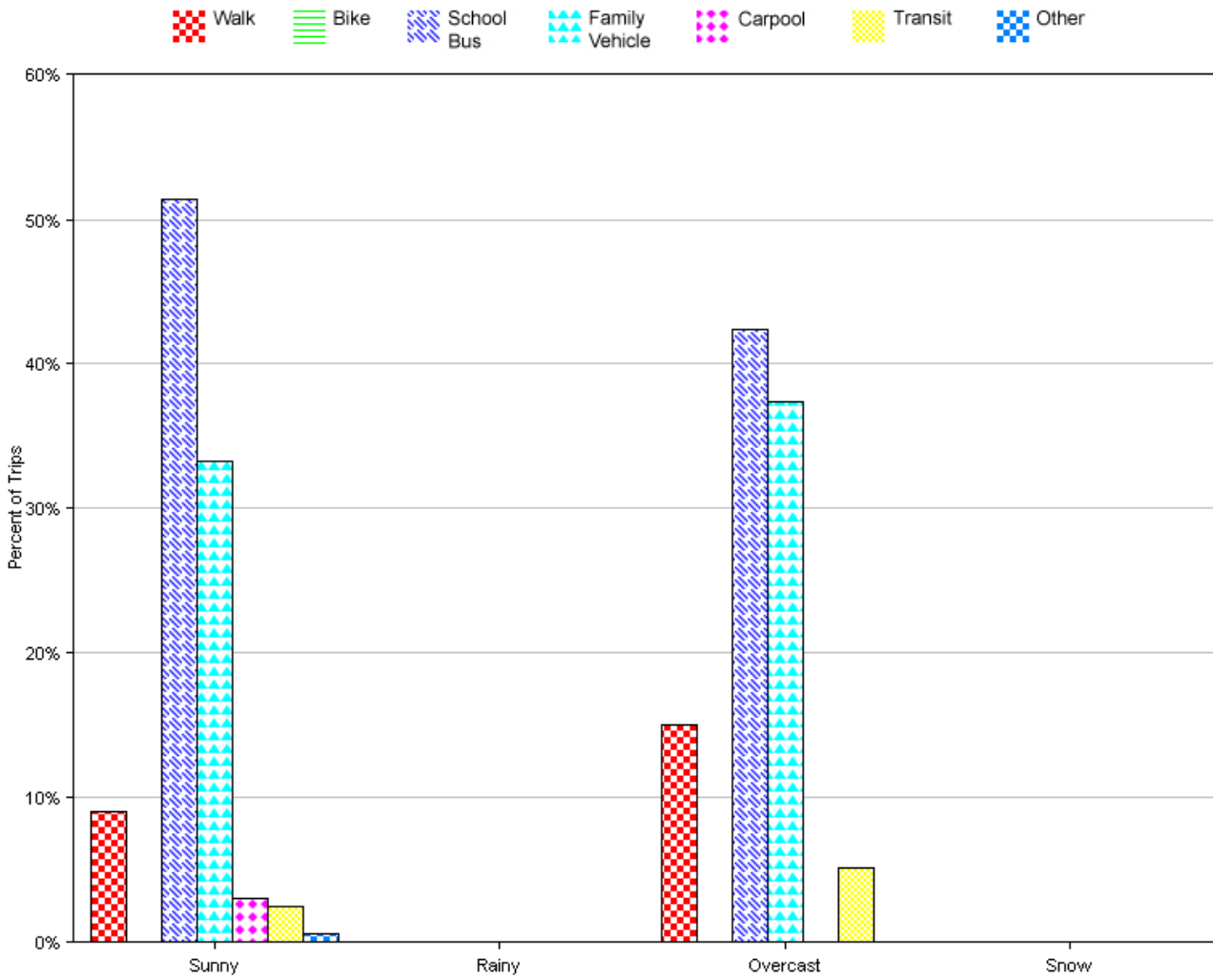


Morning and Afternoon Travel Mode Comparison by Day

	Number of Trips	Walk	Bike	School Bus	Family Vehicle	Carpool	Transit	Other
Tuesday AM	246	17%	0%	34%	44%	0%	5%	0%
Tuesday PM	245	9%	0%	49%	38%	0%	2%	1%
Wednesday AM		0%	0%	0%	0%	0%	0%	0%
Wednesday PM		0%	0%	0%	0%	0%	0%	0%
Thursday AM	238	13%	0%	51%	30%	0%	5%	0%
Thursday PM	238	9%	0%	54%	28%	6%	3%	0%

Percentages may not total 100% due to rounding.

Travel Mode by Weather Conditions



Travel Mode by Weather Condition

Weather Condition	Number of Trips	Walk	Bike	School Bus	Family Vehicle	Carpool	Transit	Other
Sunny	483	9%	0%	51%	33%	3%	2%	0.6%
Rainy	0	0%	0%	0%	0%	0%	0%	0%
Overcast	484	15%	0%	42%	37%	0%	5%	0%
Snow	0	0%	0%	0%	0%	0%	0%	0%

Percentages may not total 100% due to rounding.