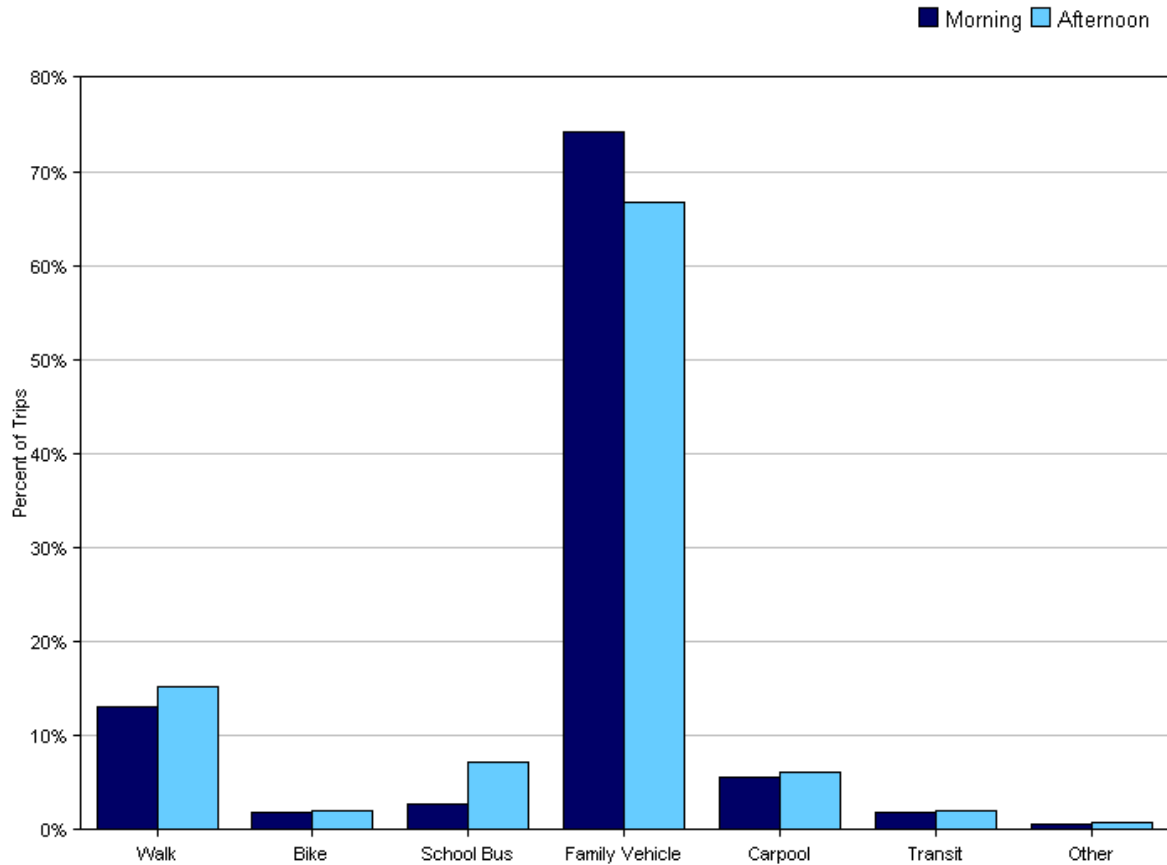


Tally Report

Program Name:	San Francisco Department of Public Health	Month and Year Collected:	September 2009
School Name:	Sunset	Set ID:	3430
School Enrollment:	379	Date Report Generated:	05/03/2011
Enrollment within Grades Targeted by SRTS Program:	379	Number of Classrooms Included in Report:	13
Number of Classrooms in School:	17		

Morning and Afternoon Travel Mode Comparison

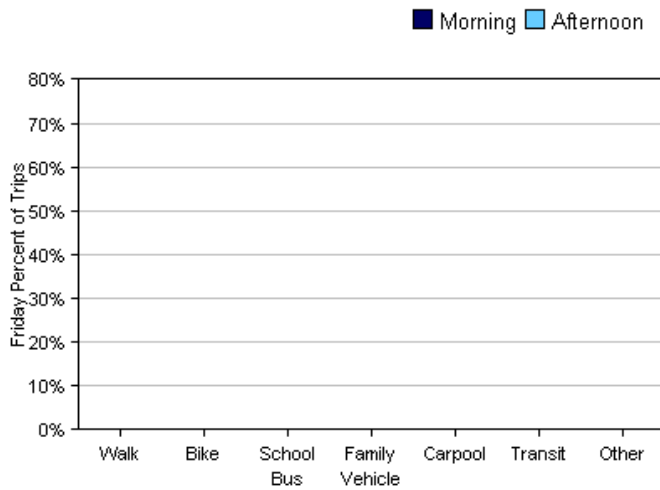
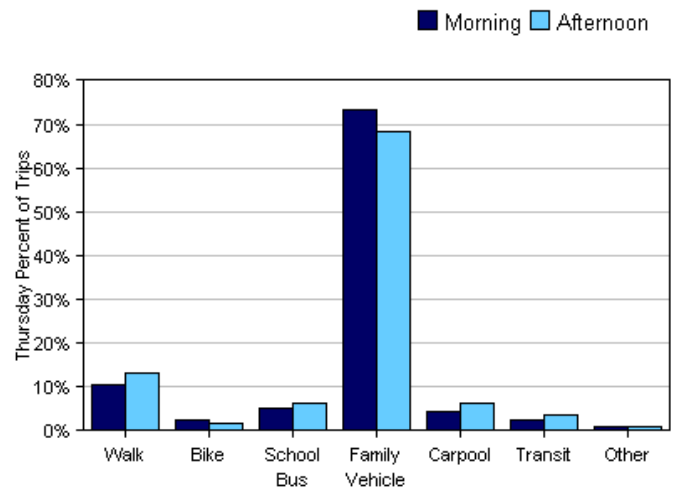
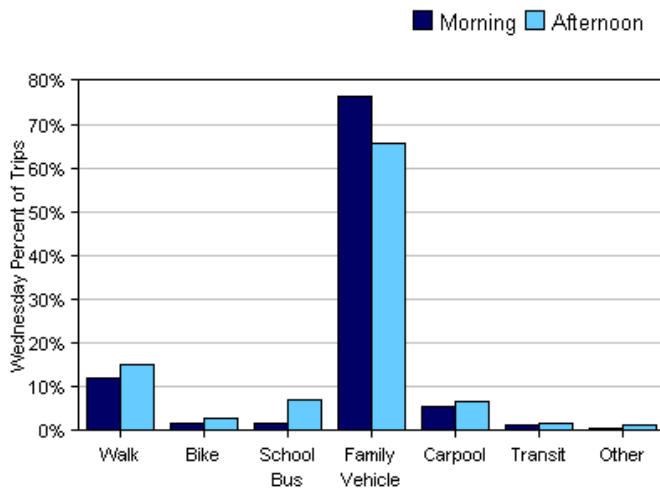
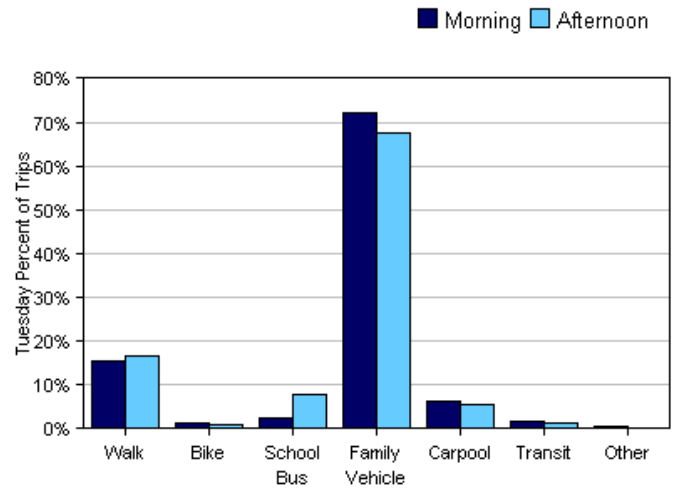
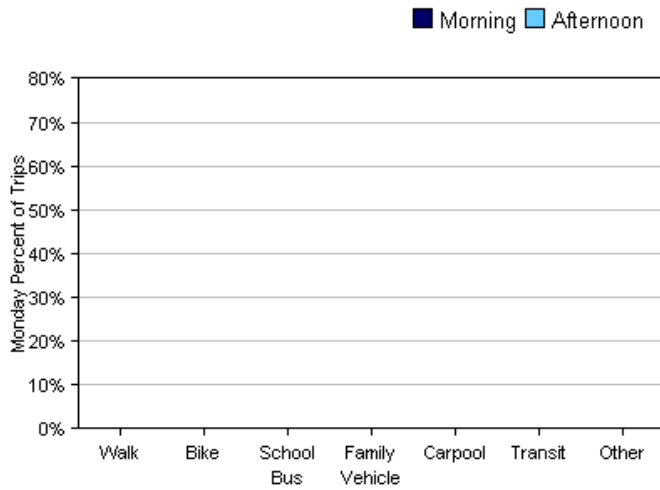


Morning and Afternoon Travel Mode Comparison

	Number of Trips	Walk	Bike	School Bus	Family Vehicle	Carpool	Transit	Other
Morning	605	13%	2%	3%	74%	6%	2%	0.7%
Afternoon	557	15%	2%	7%	67%	6%	2%	0.7%

Percentages may not total 100% due to rounding.

Morning and Afternoon Travel Mode Comparison by Day

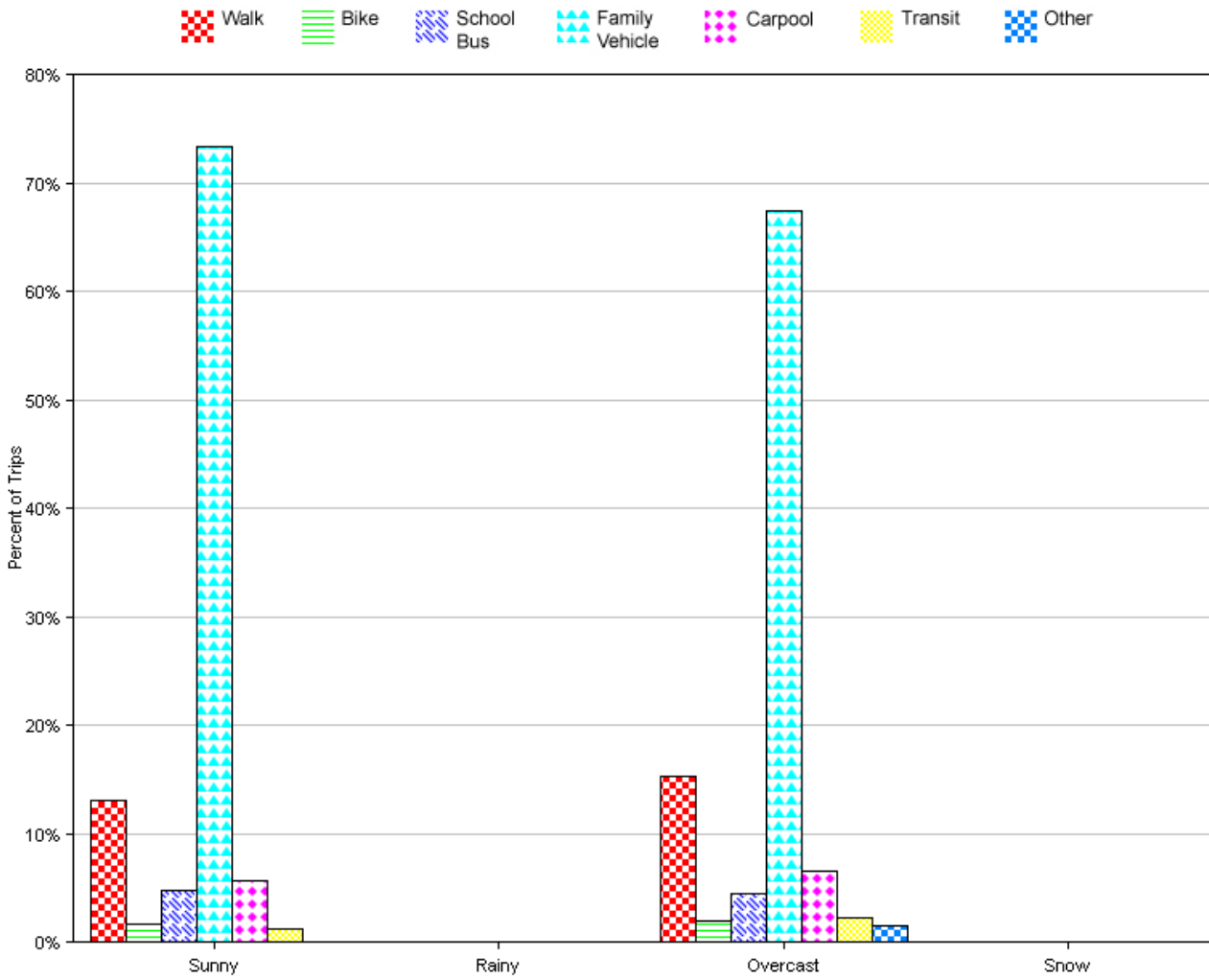


Morning and Afternoon Travel Mode Comparison by Day

	Number of Trips	Walk	Bike	School Bus	Family Vehicle	Carpool	Transit	Other
Monday AM		0%	0%	0%	0%	0%	0%	0%
Monday PM		0%	0%	0%	0%	0%	0%	0%
Tuesday AM	226	15%	1%	3%	72%	6%	2%	0.4%
Tuesday PM	203	17%	1.0%	8%	67%	5%	1%	0%
Wednesday AM	266	12%	2%	2%	76%	6%	2%	0.8%
Wednesday PM	241	15%	3%	7%	66%	7%	2%	1%
Thursday AM	113	11%	3%	5%	73%	4%	3%	0.9%
Thursday PM	113	13%	2%	6%	68%	6%	4%	0.9%
Friday AM		0%	0%	0%	0%	0%	0%	0%
Friday PM		0%	0%	0%	0%	0%	0%	0%

Percentages may not total 100% due to rounding.

Travel Mode by Weather Conditions



Travel Mode by Weather Condition

Weather Condition	Number of Trips	Walk	Bike	School Bus	Family Vehicle	Carpool	Transit	Other
Sunny	687	13%	2%	5%	73%	6%	1%	0%
Rainy	0	0%	0%	0%	0%	0%	0%	0%
Overcast	437	15%	2%	5%	68%	7%	2%	2%
Snow	0	0%	0%	0%	0%	0%	0%	0%

Percentages may not total 100% due to rounding.