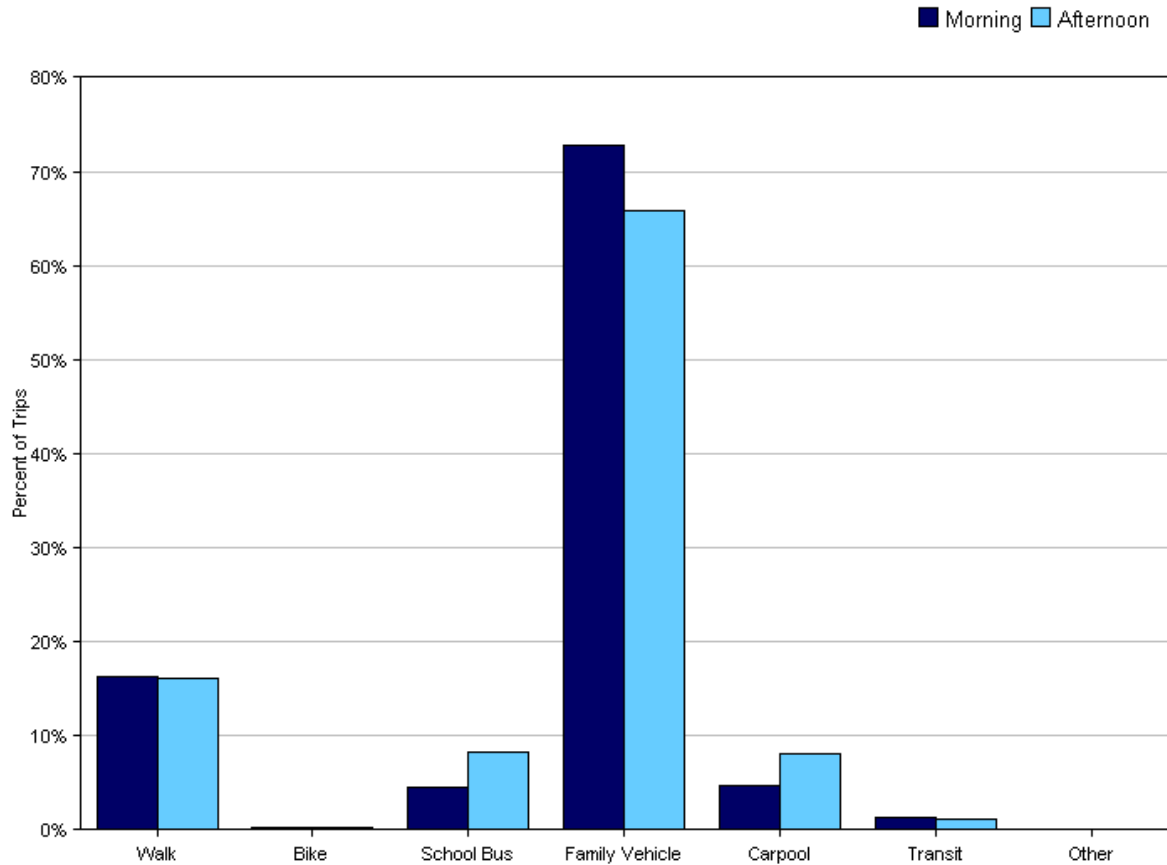


Tally Report

Program Name:	San Francisco Department of Public Health	Month and Year Collected:	October 2010
School Name:	Sunset	Set ID:	5346
School Enrollment:	392	Date Report Generated:	04/26/2011
Enrollment within Grades Targeted by SRTS Program:	392	Number of Classrooms Included in Report:	17
Number of Classrooms in School:	17		

Morning and Afternoon Travel Mode Comparison

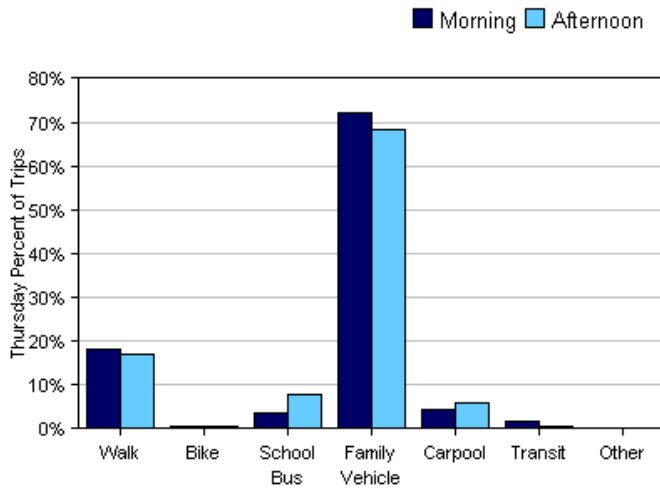
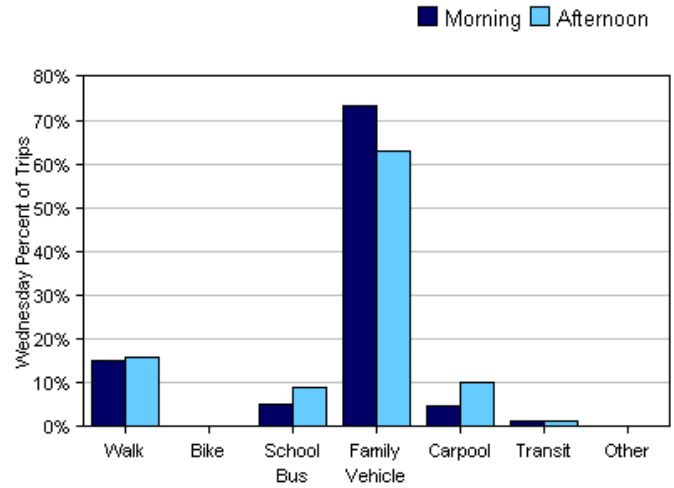
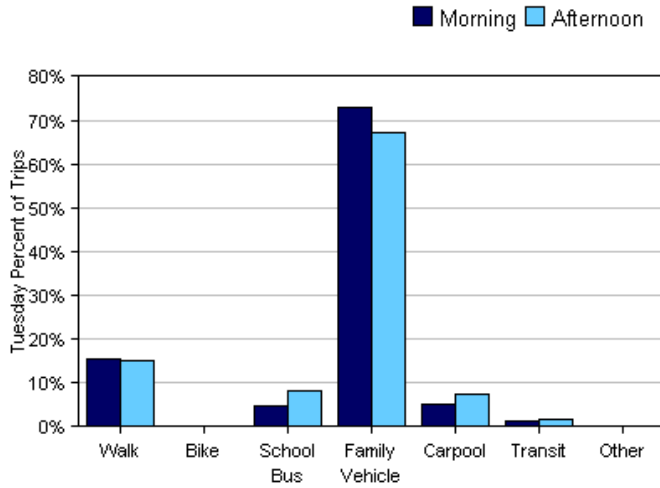


Morning and Afternoon Travel Mode Comparison

	Number of Trips	Walk	Bike	School Bus	Family Vehicle	Carpool	Transit	Other
Morning	814	16%	0.2%	5%	73%	5%	1%	0%
Afternoon	745	16%	0.3%	8%	66%	8%	1%	0.1%

Percentages may not total 100% due to rounding.

Morning and Afternoon Travel Mode Comparison by Day

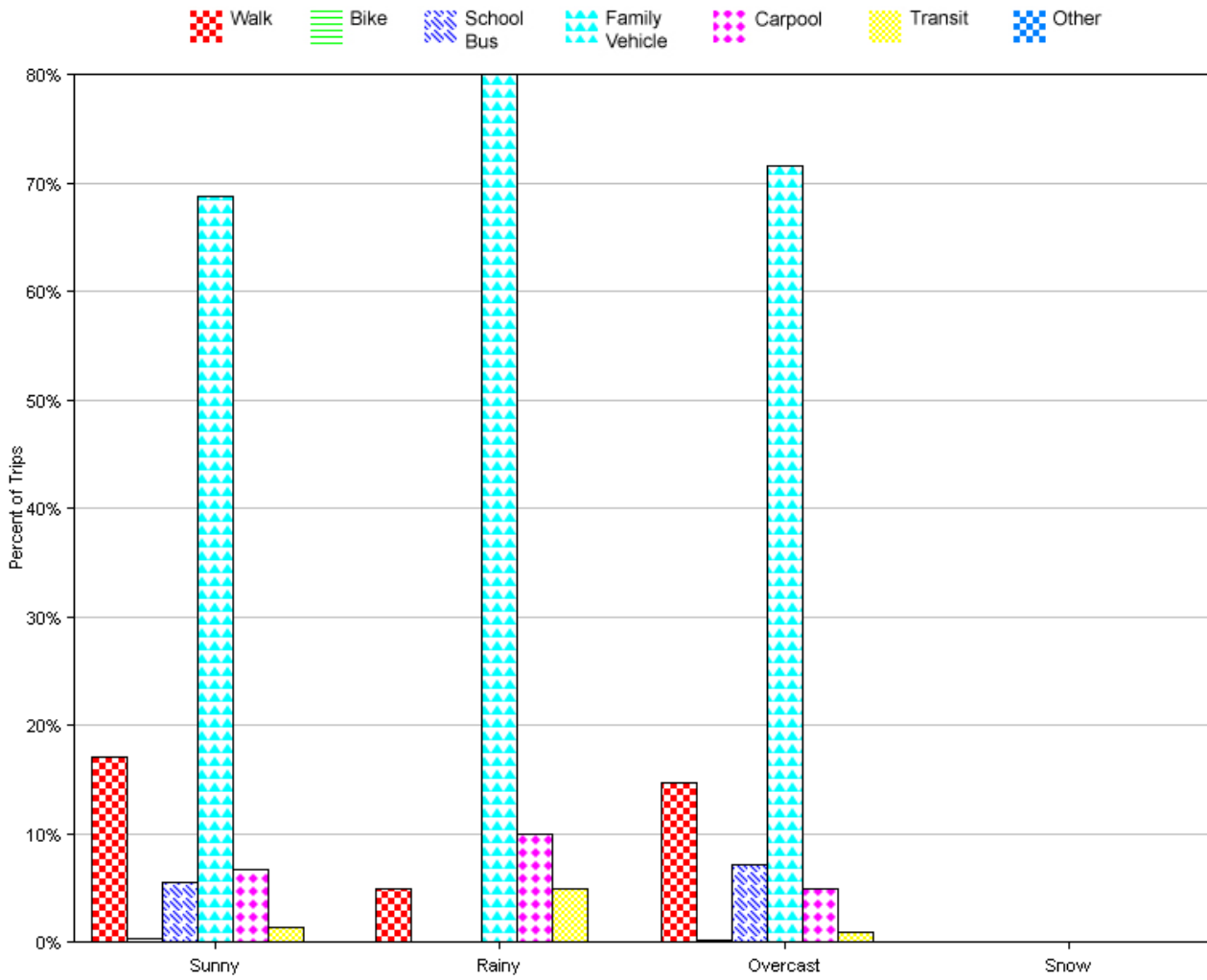


Morning and Afternoon Travel Mode Comparison by Day

	Number of Trips	Walk	Bike	School Bus	Family Vehicle	Carpool	Transit	Other
Tuesday AM	224	16%	0%	5%	73%	5%	1%	0%
Tuesday PM	223	15%	0%	8%	67%	8%	2%	0%
Wednesday AM	335	15%	0.3%	5%	73%	5%	1%	0%
Wednesday PM	301	16%	0.3%	9%	63%	10%	1%	0.3%
Thursday AM	255	18%	0.4%	4%	72%	4%	2%	0%
Thursday PM	221	17%	0.5%	8%	68%	6%	0.5%	0%

Percentages may not total 100% due to rounding.

Travel Mode by Weather Conditions



Travel Mode by Weather Condition

Weather Condition	Number of Trips	Walk	Bike	School Bus	Family Vehicle	Carpool	Transit	Other
Sunny	577	17%	0.3%	6%	69%	7%	1%	0%
Rainy	20	5%	0%	0%	80%	10%	5%	0%
Overcast	784	15%	0.3%	7%	72%	5%	1%	0.1%
Snow	0	0%	0%	0%	0%	0%	0%	0%

Percentages may not total 100% due to rounding.