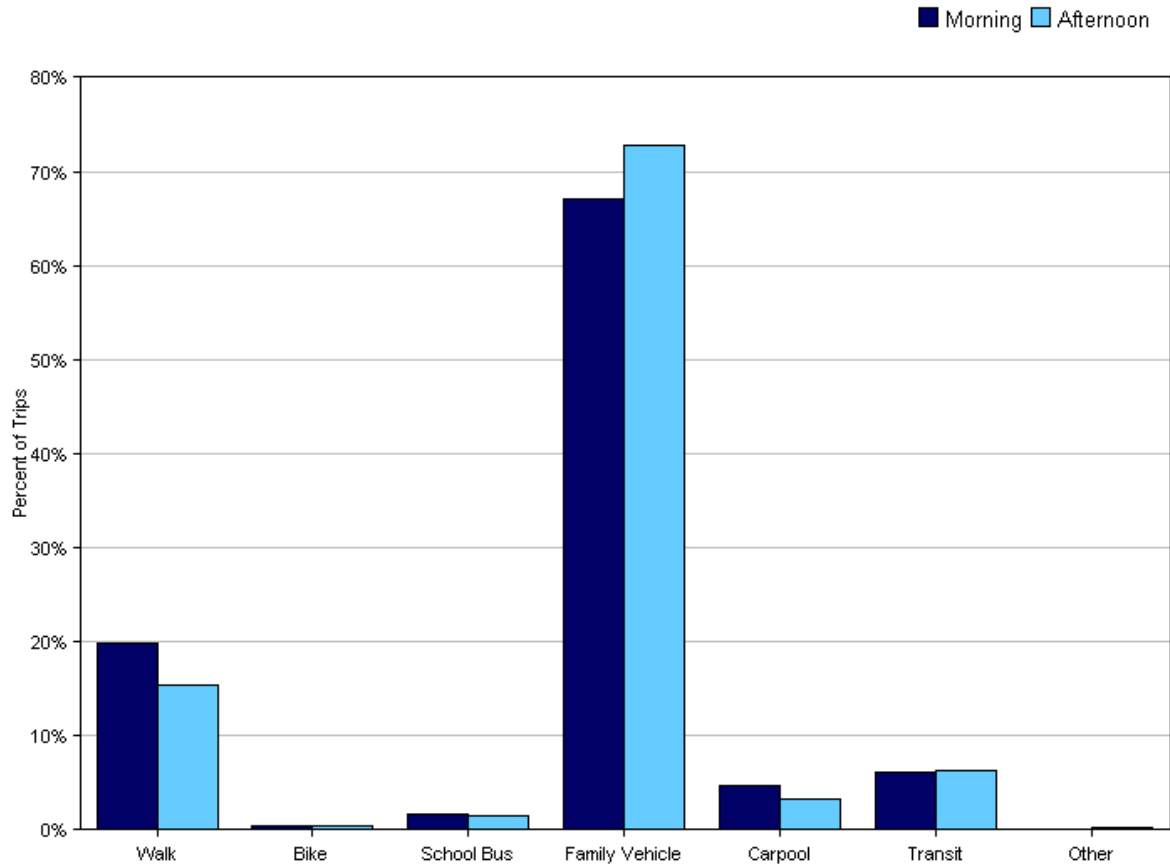


Tally Report

Program Name:	San Francisco Department of Public Health	Month and Year Collected:	September 2010
School Name:	Sunnyside	Set ID:	5347
School Enrollment:	323	Date Report Generated:	04/26/2011
Enrollment within Grades Targeted by SRTS Program:	323	Number of Classrooms Included in Report:	12
Number of Classrooms in School:	16		

Morning and Afternoon Travel Mode Comparison

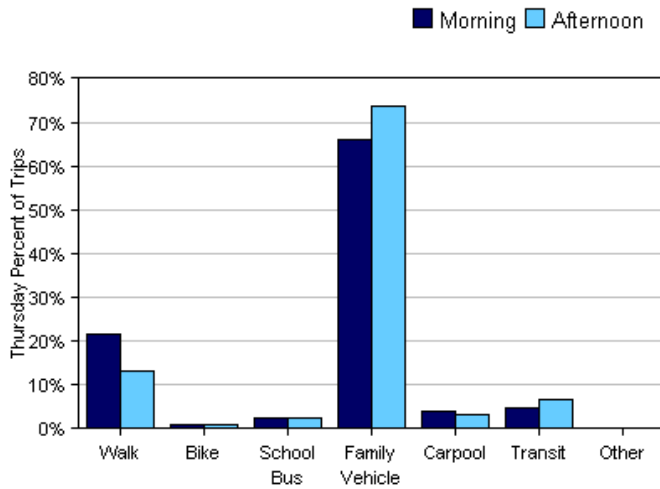
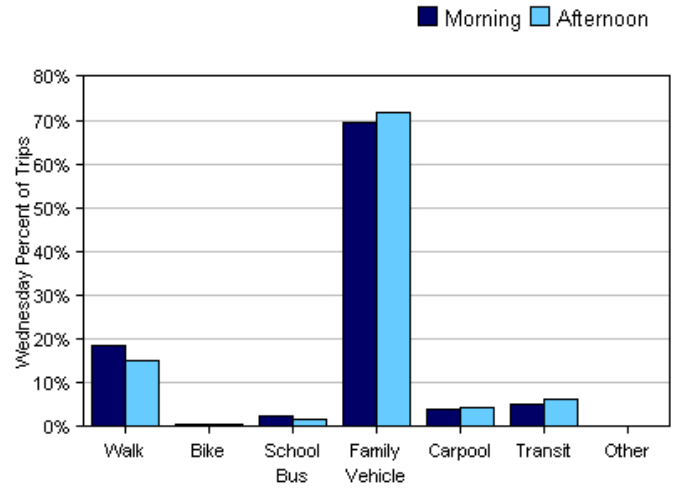
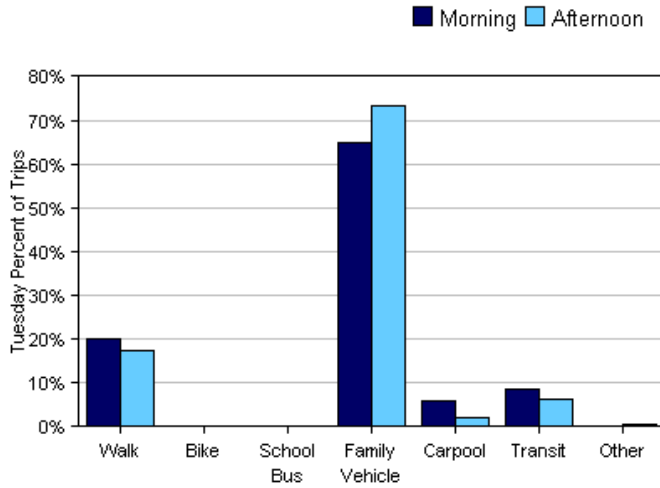


Morning and Afternoon Travel Mode Comparison

	Number of Trips	Walk	Bike	School Bus	Family Vehicle	Carpool	Transit	Other
Morning	484	20%	0.4%	2%	67%	5%	6%	0%
Afternoon	474	15%	0.4%	1%	73%	3%	6%	0.2%

Percentages may not total 100% due to rounding.

Morning and Afternoon Travel Mode Comparison by Day

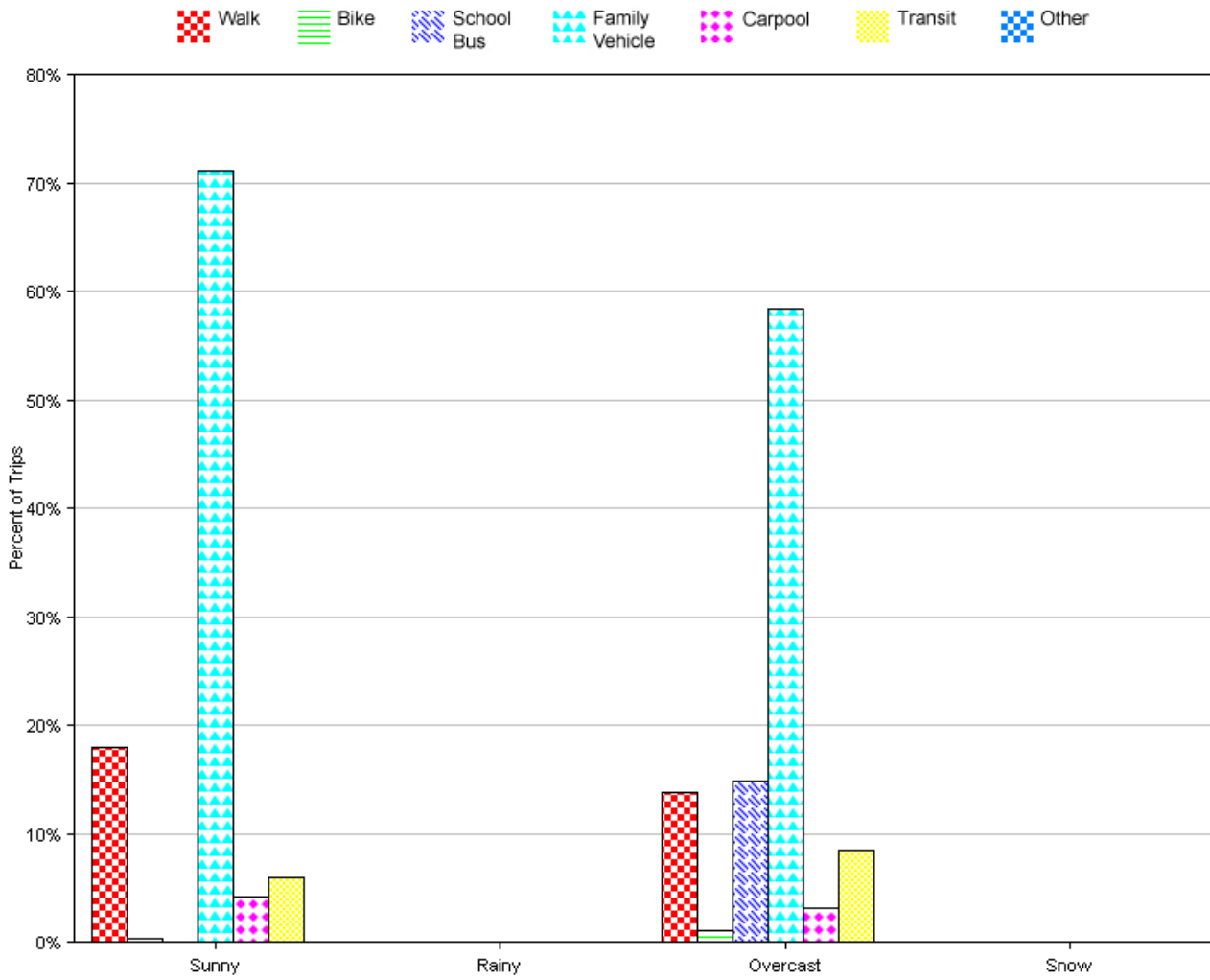


Morning and Afternoon Travel Mode Comparison by Day

	Number of Trips	Walk	Bike	School Bus	Family Vehicle	Carpool	Transit	Other
Tuesday AM	148	20%	0%	0%	65%	6%	9%	0%
Tuesday PM	143	17%	0%	0%	73%	2%	6%	0.7%
Wednesday AM	215	19%	0.5%	2%	69%	4%	5%	0%
Wednesday PM	210	15%	0.5%	2%	72%	4%	6%	0%
Thursday AM	121	21%	0.8%	2%	66%	4%	5%	0%
Thursday PM	121	13%	0.8%	2%	74%	3%	7%	0%

Percentages may not total 100% due to rounding.

Travel Mode by Weather Conditions



Travel Mode by Weather Condition

Weather Condition	Number of Trips	Walk	Bike	School Bus	Family Vehicle	Carpool	Transit	Other
Sunny	864	18%	0.3%	0.1%	71%	4%	6%	0.1%
Rainy	0	0%	0%	0%	0%	0%	0%	0%
Overcast	94	14%	1%	15%	59%	3%	9%	0%
Snow	0	0%	0%	0%	0%	0%	0%	0%

Percentages may not total 100% due to rounding.