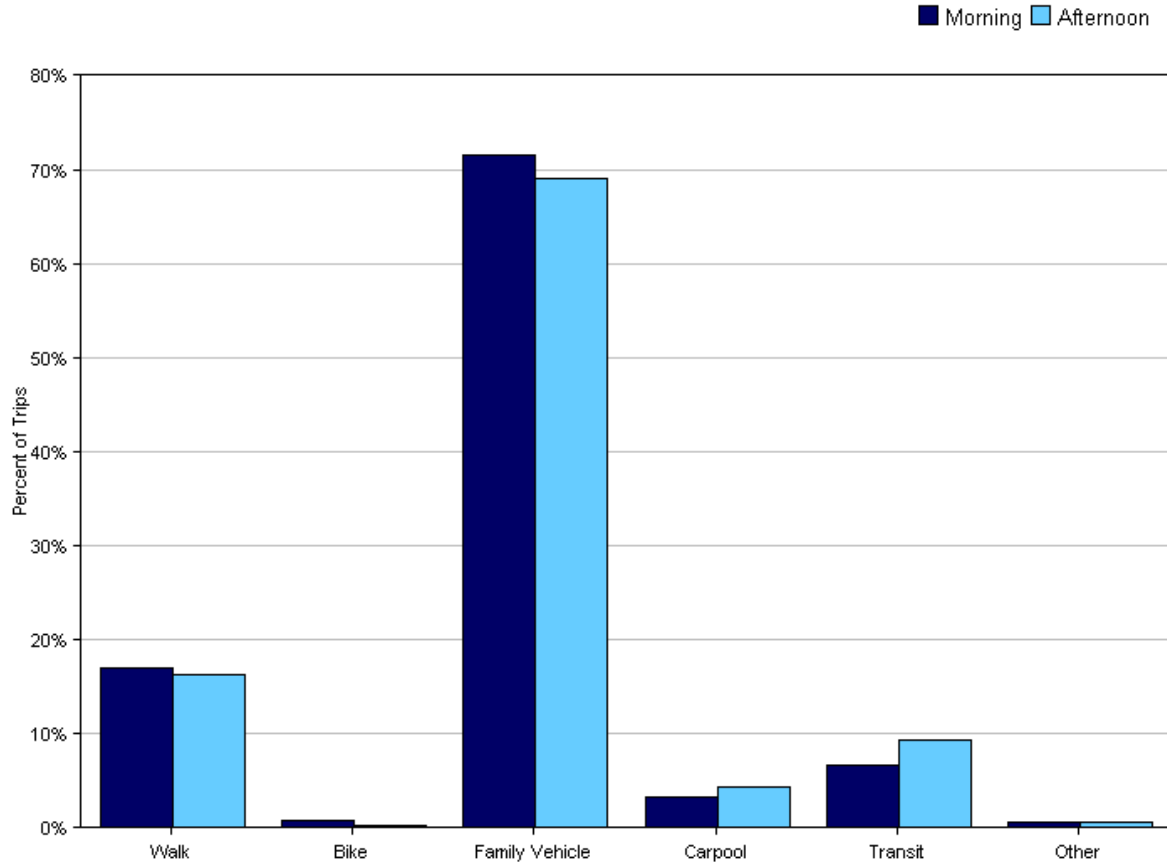


Tally Report

Program Name:	San Francisco Department of Public Health	Month and Year Collected:	May 2010
School Name:	Sunnyside	Set ID:	4162
School Enrollment:	319	Date Report Generated:	05/03/2011
Enrollment within Grades Targeted by SRTS Program:	319	Number of Classrooms Included in Report:	9
Number of Classrooms in School:	16		

Morning and Afternoon Travel Mode Comparison

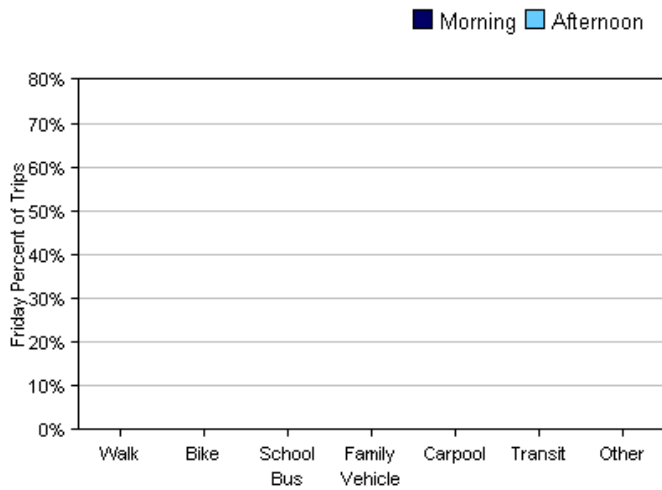
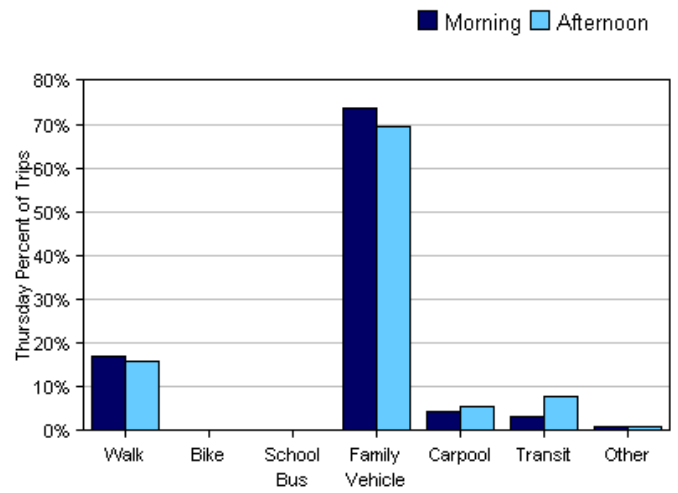
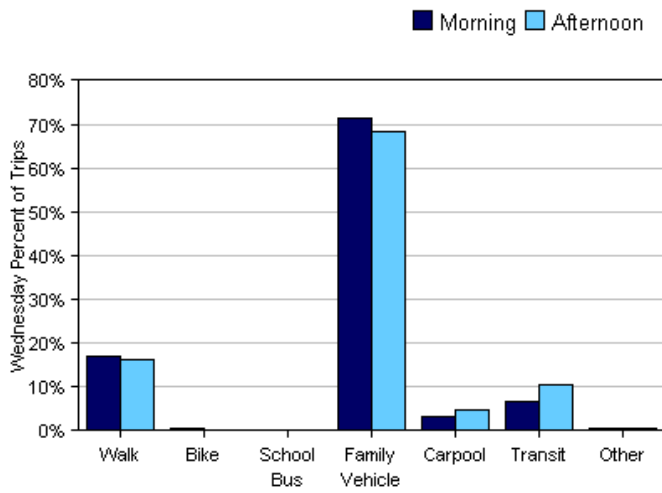
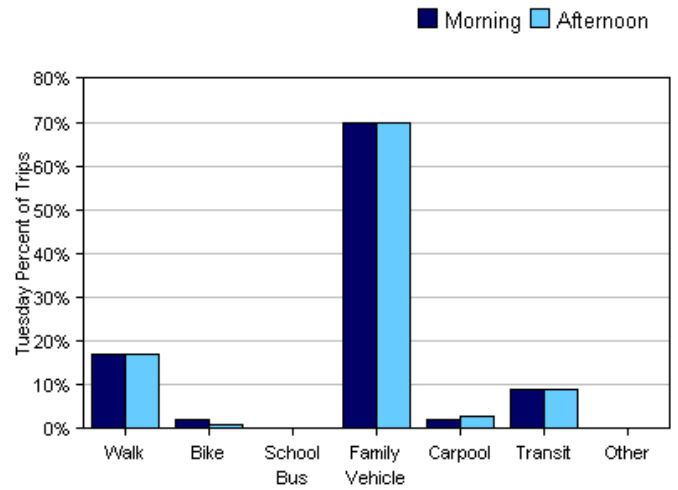
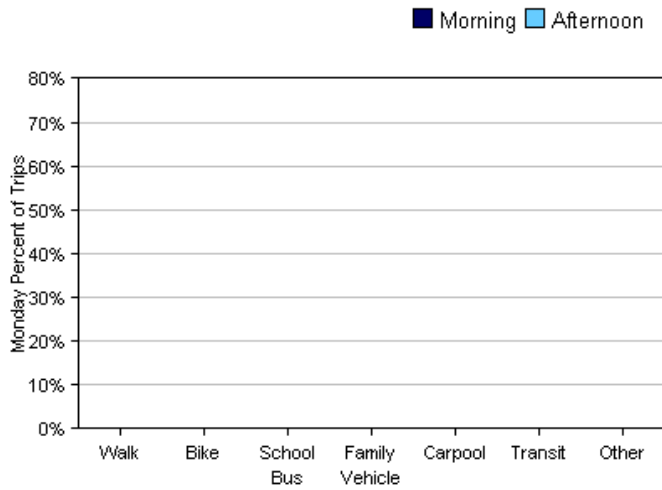


Morning and Afternoon Travel Mode Comparison

	Number of Trips	Walk	Bike	School Bus	Family Vehicle	Carpool	Transit	Other
Morning	363	17%	0.8%	0%	72%	3%	7%	0.6%
Afternoon	361	16%	0.3%	0%	69%	4%	9%	0.6%

Percentages may not total 100% due to rounding.

Morning and Afternoon Travel Mode Comparison by Day

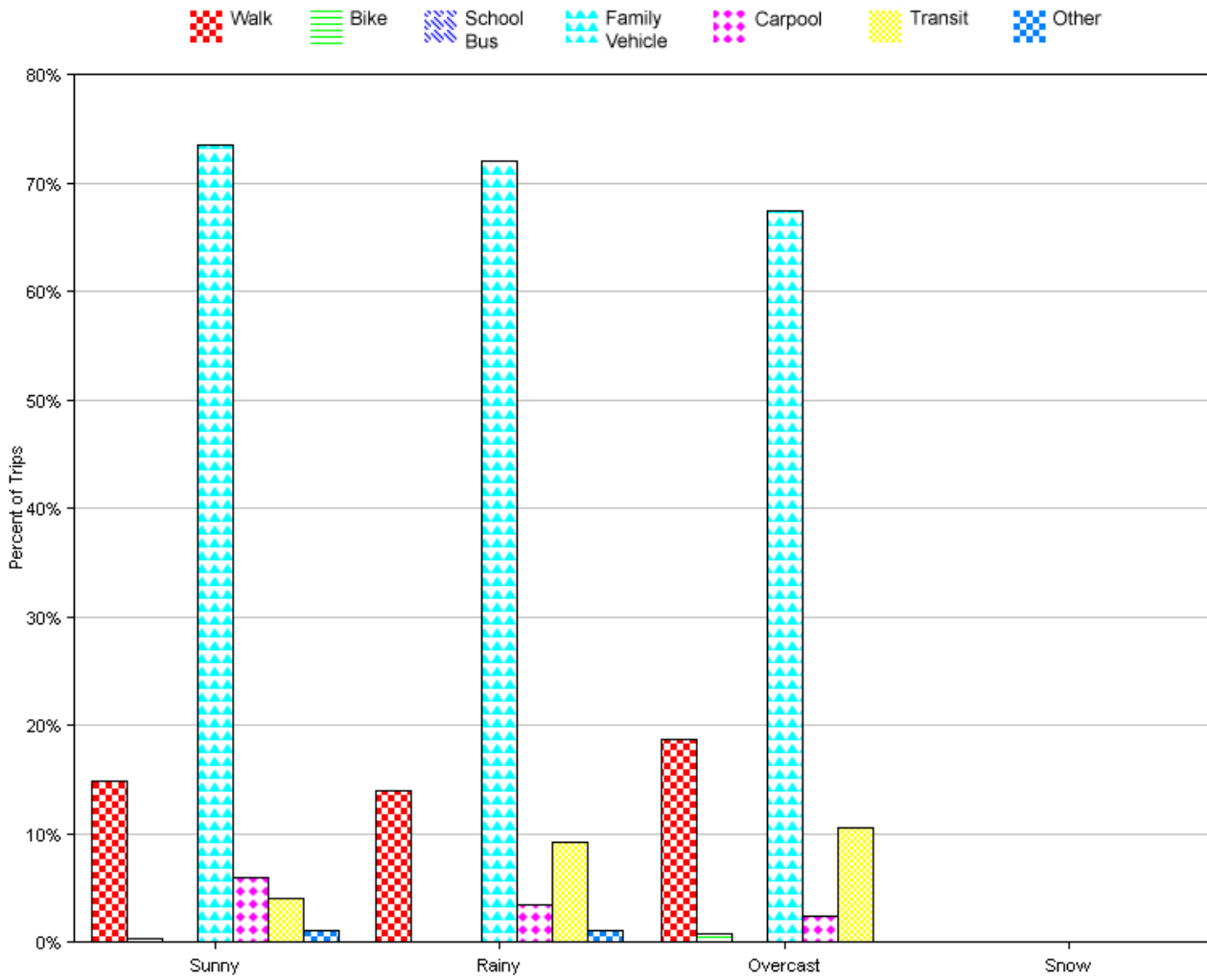


Morning and Afternoon Travel Mode Comparison by Day

	Number of Trips	Walk	Bike	School Bus	Family Vehicle	Carpool	Transit	Other
Monday AM		0%	0%	0%	0%	0%	0%	0%
Monday PM		0%	0%	0%	0%	0%	0%	0%
Tuesday AM	100	17%	2%	0%	70%	2%	9%	0%
Tuesday PM	100	17%	1%	0%	70%	3%	9%	0%
Wednesday AM	175	17%	0.6%	0%	71%	3%	7%	0.6%
Wednesday PM	173	16%	0%	0%	68%	5%	10%	0.6%
Thursday AM	88	17%	0%	0%	74%	5%	3%	1%
Thursday PM	88	16%	0%	0%	69%	6%	8%	1%
Friday AM		0%	0%	0%	0%	0%	0%	0%
Friday PM		0%	0%	0%	0%	0%	0%	0%

Percentages may not total 100% due to rounding.

Travel Mode by Weather Conditions



Travel Mode by Weather Condition

Weather Condition	Number of Trips	Walk	Bike	School Bus	Family Vehicle	Carpool	Transit	Other
Sunny	269	15%	0.4%	0%	74%	6%	4%	1%
Rainy	86	14%	0%	0%	72%	3%	9%	1%
Overcast	369	19%	0.8%	0%	67%	2%	11%	0%
Snow	0	0%	0%	0%	0%	0%	0%	0%

Percentages may not total 100% due to rounding.