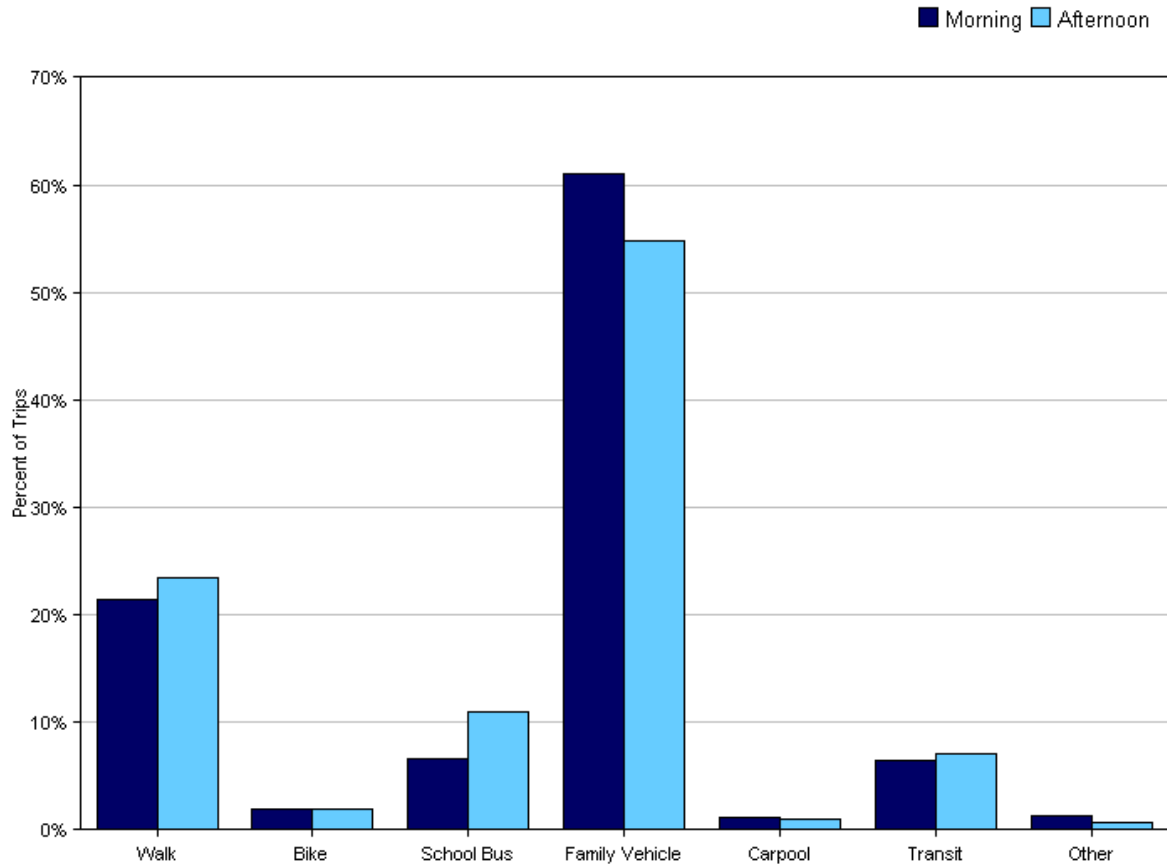


Tally Report

Program Name:	San Francisco Department of Public Health	Month and Year Collected:	September 2010
School Name:	George Peabody	Set ID:	5356
School Enrollment:	251	Date Report Generated:	04/26/2011
Enrollment within Grades Targeted by SRTS Program:	251	Number of Classrooms Included in Report:	12
Number of Classrooms in School:	12		

Morning and Afternoon Travel Mode Comparison

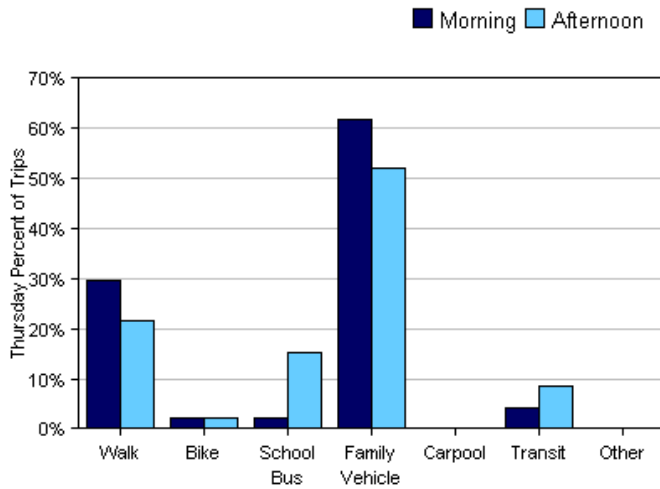
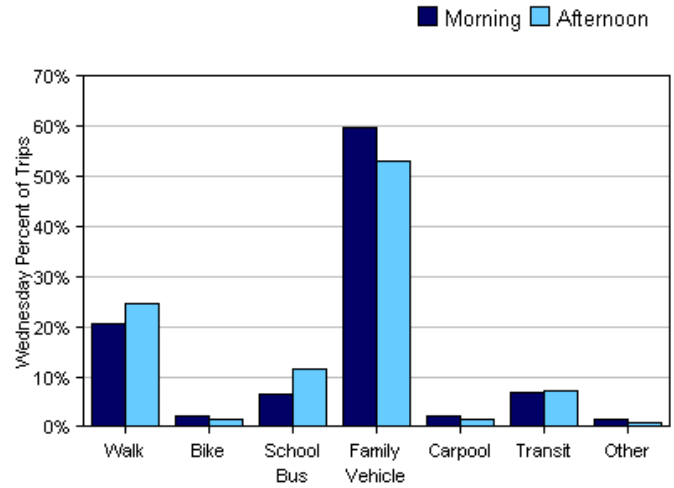
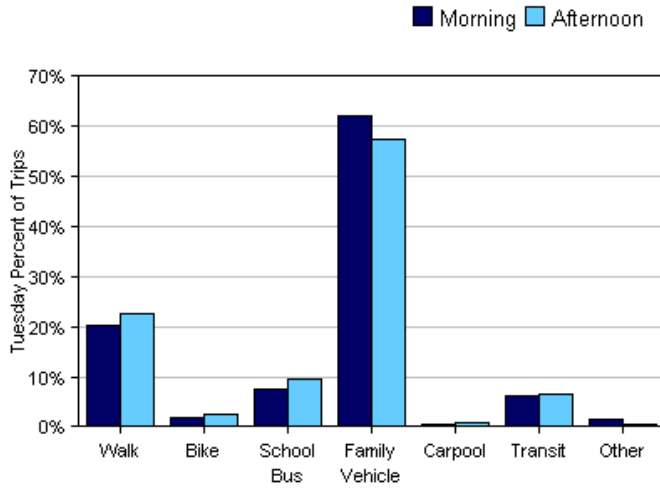


Morning and Afternoon Travel Mode Comparison

	Number of Trips	Walk	Bike	School Bus	Family Vehicle	Carpool	Transit	Other
Morning	500	21%	2%	7%	61%	1%	6%	1%
Afternoon	476	24%	2%	11%	55%	1%	7%	0.6%

Percentages may not total 100% due to rounding.

Morning and Afternoon Travel Mode Comparison by Day

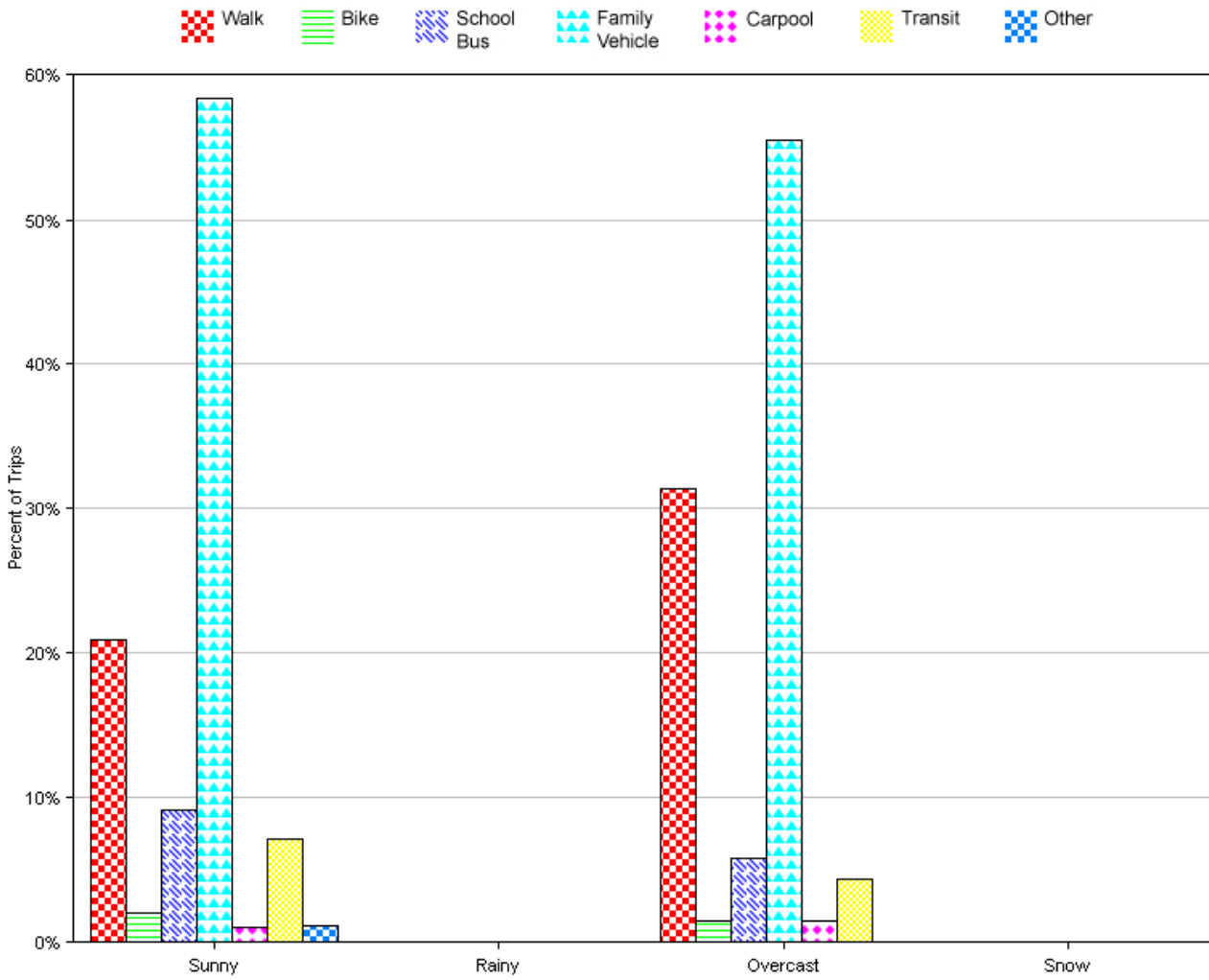


Morning and Afternoon Travel Mode Comparison by Day

	Number of Trips	Walk	Bike	School Bus	Family Vehicle	Carpool	Transit	Other
Tuesday AM	211	20%	2%	8%	62%	0.5%	6%	1%
Tuesday PM	211	23%	2%	9%	57%	0.9%	7%	0.5%
Wednesday AM	242	21%	2%	7%	60%	2%	7%	2%
Wednesday PM	219	25%	1%	11%	53%	1%	7%	0.9%
Thursday AM	47	30%	2%	2%	62%	0%	4%	0%
Thursday PM	46	22%	2%	15%	52%	0%	9%	0%

Percentages may not total 100% due to rounding.

Travel Mode by Weather Conditions



Travel Mode by Weather Condition

Weather Condition	Number of Trips	Walk	Bike	School Bus	Family Vehicle	Carpool	Transit	Other
Sunny	839	21%	2%	9%	58%	1%	7%	1%
Rainy	0	0%	0%	0%	0%	0%	0%	0%
Overcast	137	31%	1%	6%	55%	1%	4%	0%
Snow	0	0%	0%	0%	0%	0%	0%	0%

Percentages may not total 100% due to rounding.