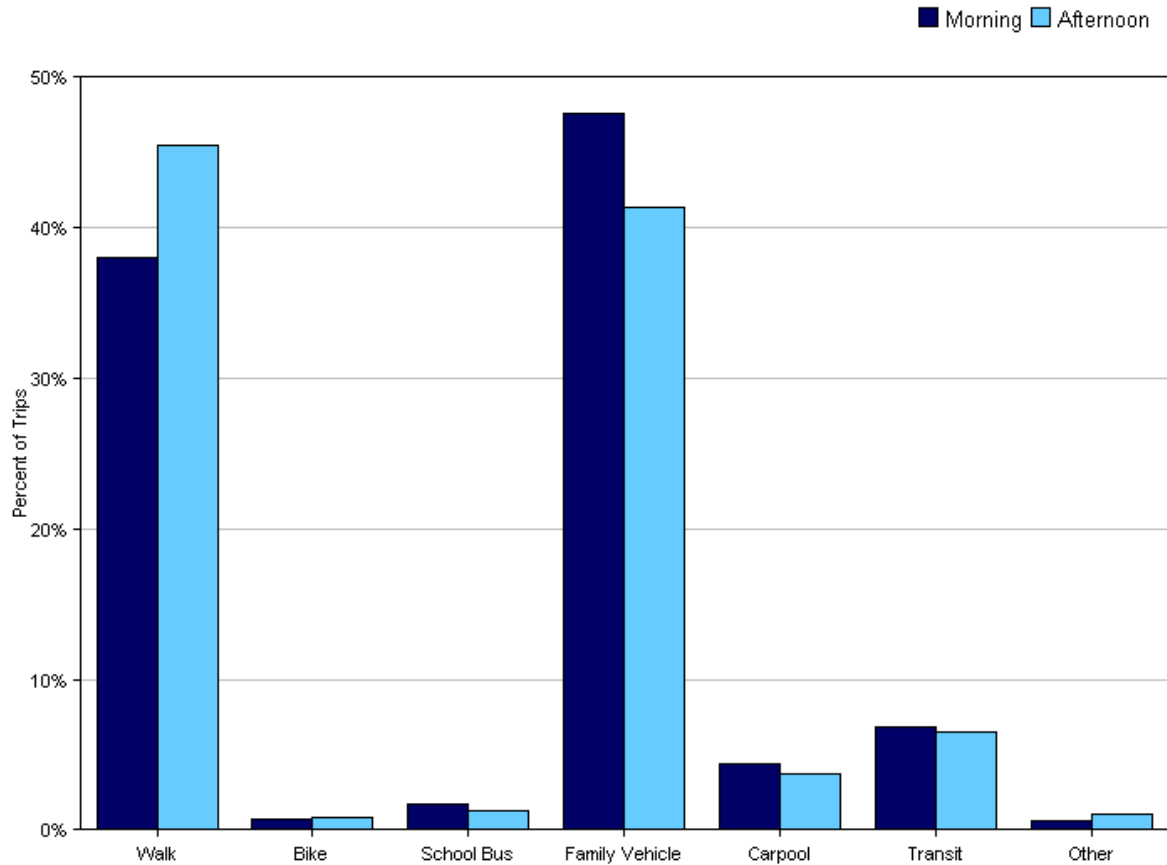


Tally Report

Program Name:	San Francisco Department of Public Health	Month and Year Collected:	September 2010
School Name:	Longfellow	Set ID:	5345
School Enrollment:	612	Date Report Generated:	04/26/2011
Enrollment within Grades Targeted by SRTS Program:	612	Number of Classrooms Included in Report:	24
Number of Classrooms in School:	27		

Morning and Afternoon Travel Mode Comparison

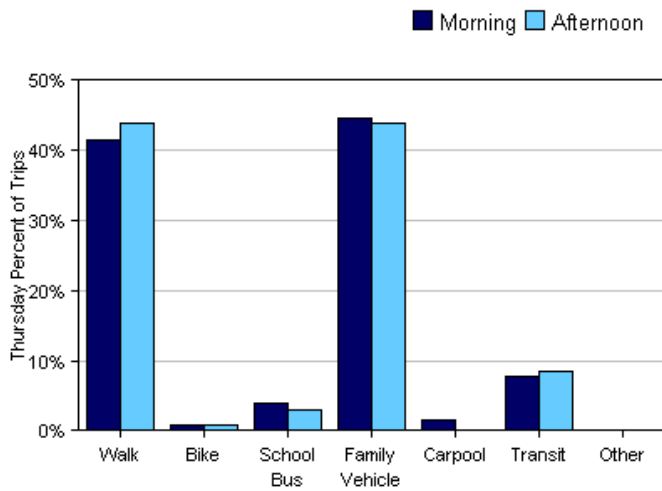
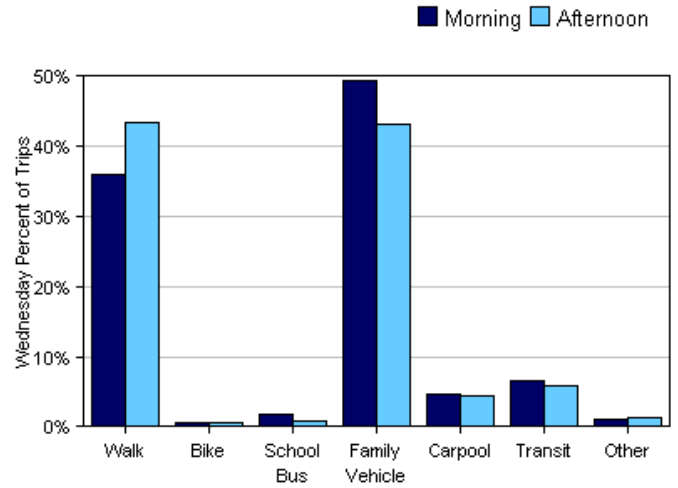
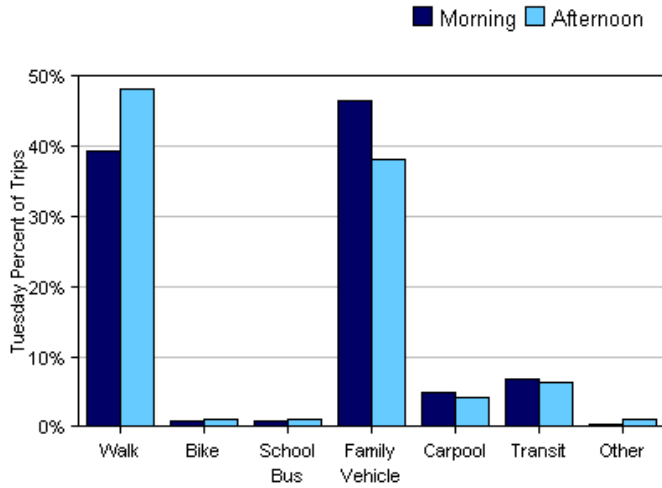


Morning and Afternoon Travel Mode Comparison

	Number of Trips	Walk	Bike	School Bus	Family Vehicle	Carpool	Transit	Other
Morning	1048	38%	0.8%	2%	48%	4%	7%	0.7%
Afternoon	975	45%	0.8%	1%	41%	4%	6%	1%

Percentages may not total 100% due to rounding.

Morning and Afternoon Travel Mode Comparison by Day

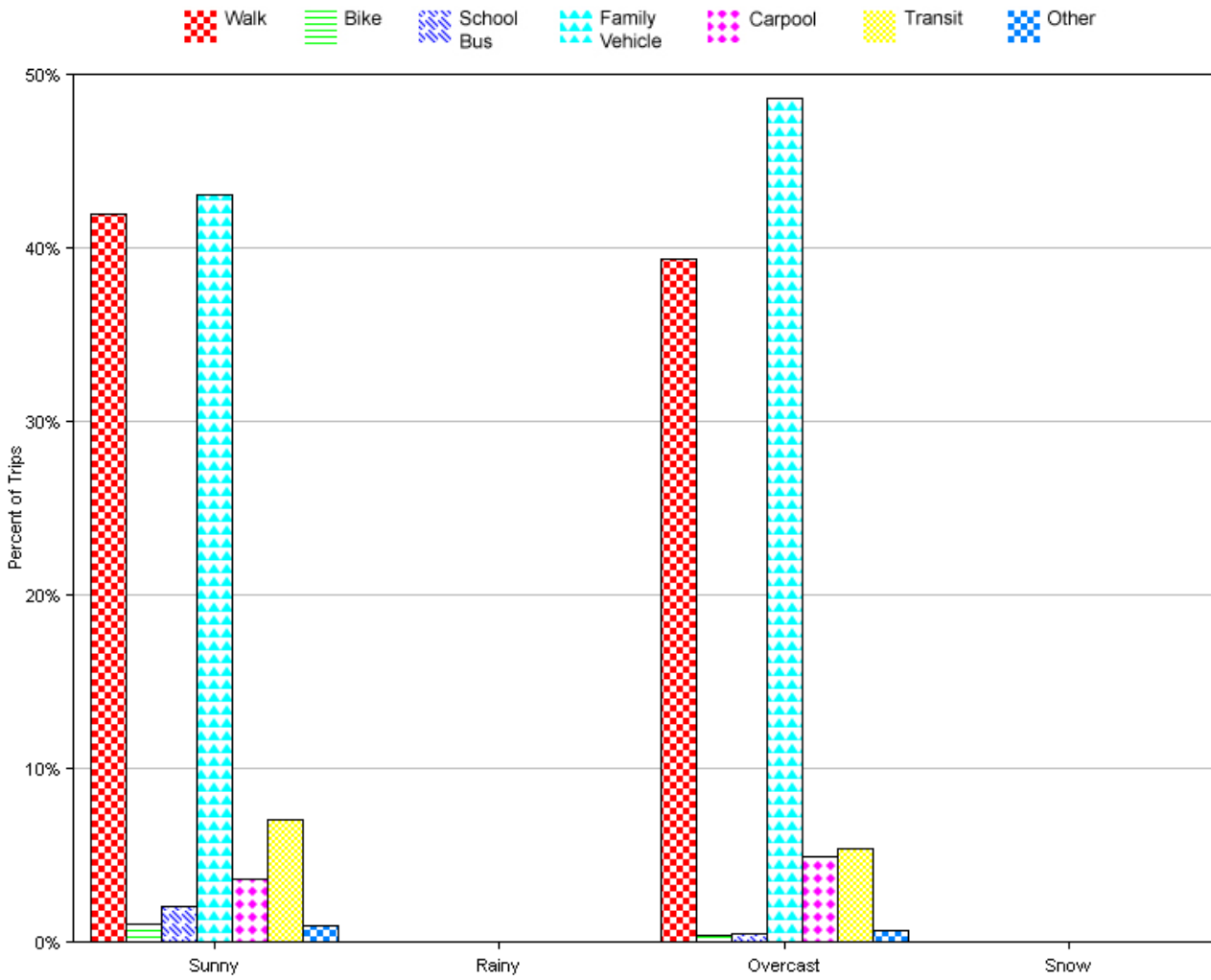


Morning and Afternoon Travel Mode Comparison by Day

	Number of Trips	Walk	Bike	School Bus	Family Vehicle	Carpool	Transit	Other
Tuesday AM	420	39%	1.0%	1.0%	46%	5%	7%	0.5%
Tuesday PM	390	48%	1%	1%	38%	4%	6%	1%
Wednesday AM	498	36%	0.6%	2%	49%	5%	7%	1%
Wednesday PM	455	44%	0.7%	0.9%	43%	4%	6%	1%
Thursday AM	130	42%	0.8%	4%	45%	2%	8%	0%
Thursday PM	130	44%	0.8%	3%	44%	0%	8%	0%

Percentages may not total 100% due to rounding.

Travel Mode by Weather Conditions



Travel Mode by Weather Condition

Weather Condition	Number of Trips	Walk	Bike	School Bus	Family Vehicle	Carpool	Transit	Other
Sunny	1222	42%	1%	2%	43%	4%	7%	1.0%
Rainy	0	0%	0%	0%	0%	0%	0%	0%
Overcast	742	39%	0.4%	0.5%	49%	5%	5%	0.7%
Snow	0	0%	0%	0%	0%	0%	0%	0%

Percentages may not total 100% due to rounding.