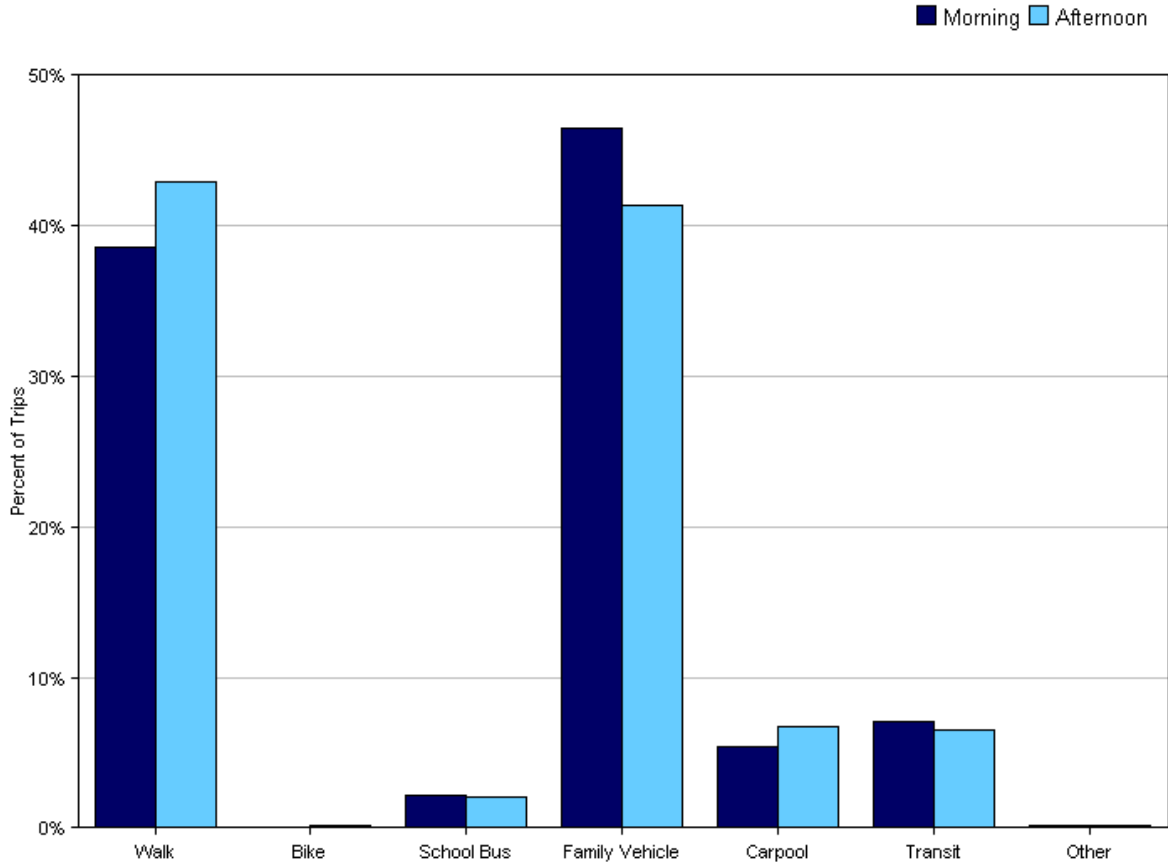


Tally Report

Program Name:	San Francisco Department of Public Health	Month and Year Collected:	May 2010
School Name:	Longfellow	Set ID:	4150
School Enrollment:	593	Date Report Generated:	05/03/2011
Enrollment within Grades Targeted by SRTS Program:	593	Number of Classrooms Included in Report:	22
Number of Classrooms in School:	28		

Morning and Afternoon Travel Mode Comparison

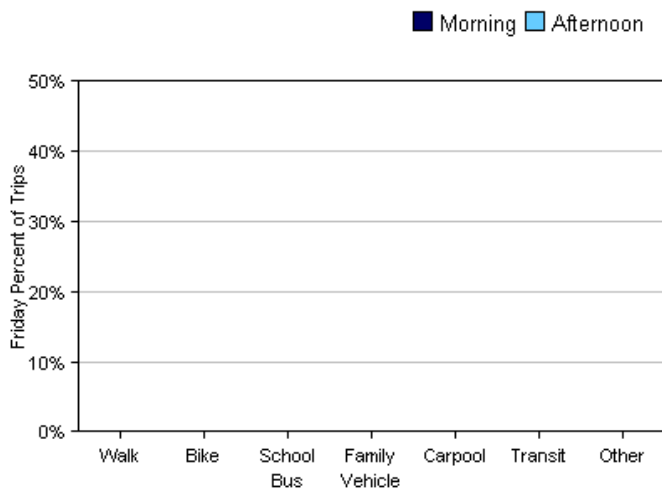
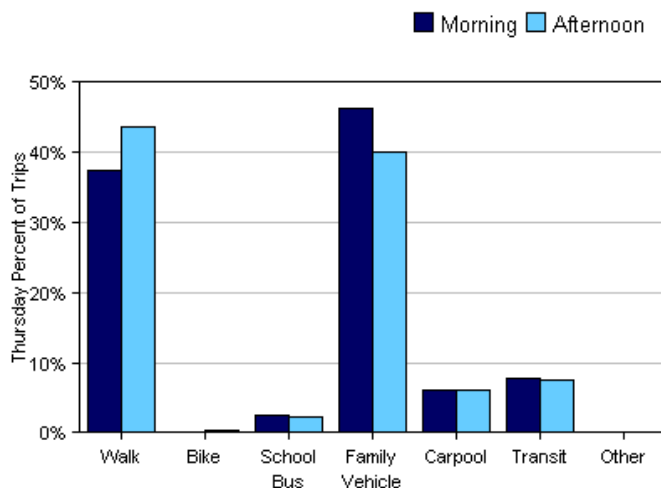
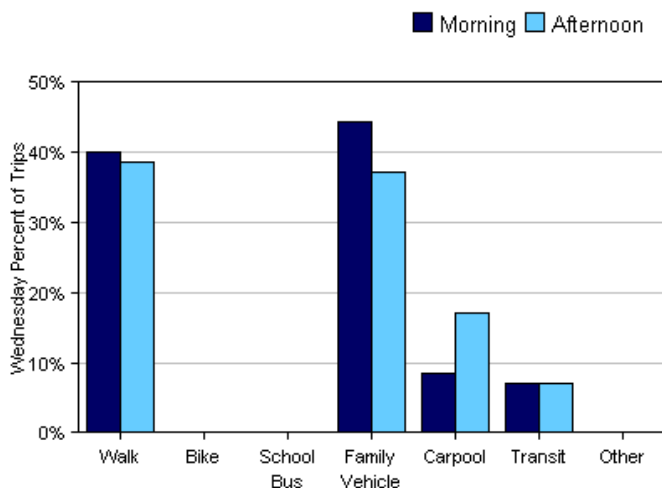
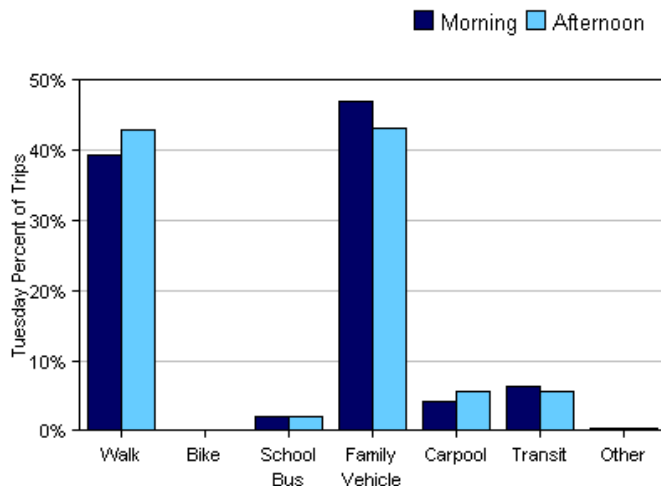
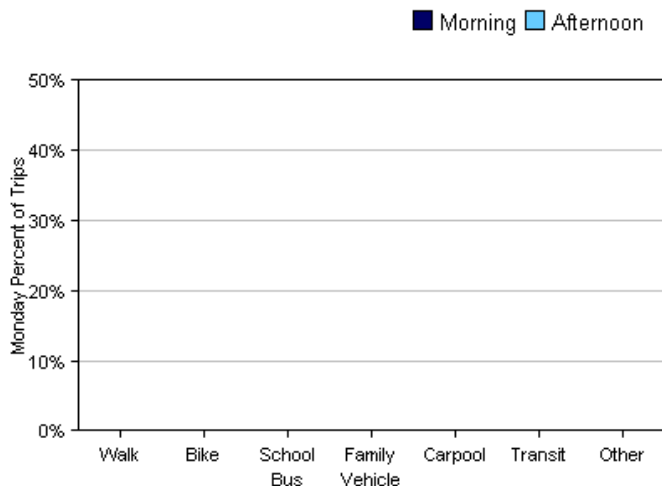


Morning and Afternoon Travel Mode Comparison

	Number of Trips	Walk	Bike	School Bus	Family Vehicle	Carpool	Transit	Other
Morning	926	39%	0.1%	2%	47%	5%	7%	0.2%
Afternoon	927	43%	0.2%	2%	41%	7%	6%	0.2%

Percentages may not total 100% due to rounding.

Morning and Afternoon Travel Mode Comparison by Day

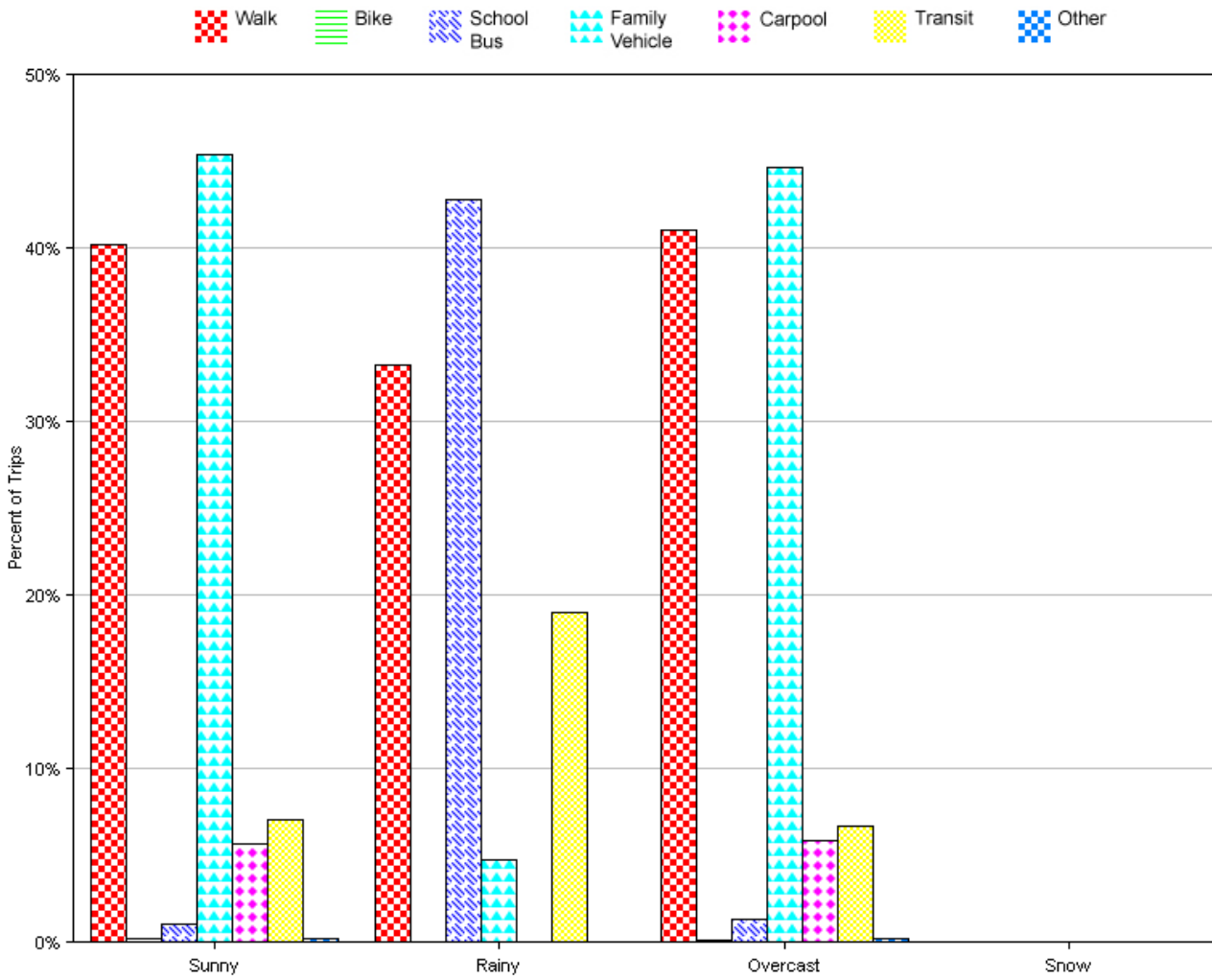


Morning and Afternoon Travel Mode Comparison by Day

	Number of Trips	Walk	Bike	School Bus	Family Vehicle	Carpool	Transit	Other
Monday AM		0%	0%	0%	0%	0%	0%	0%
Monday PM		0%	0%	0%	0%	0%	0%	0%
Tuesday AM	465	39%	0.2%	2%	47%	4%	6%	0.4%
Tuesday PM	466	43%	0.2%	2%	43%	6%	6%	0.4%
Wednesday AM	70	40%	0%	0%	44%	9%	7%	0%
Wednesday PM	70	39%	0%	0%	37%	17%	7%	0%
Thursday AM	391	37%	0%	3%	46%	6%	8%	0%
Thursday PM	391	44%	0.3%	2%	40%	6%	7%	0%
Friday AM		0%	0%	0%	0%	0%	0%	0%
Friday PM		0%	0%	0%	0%	0%	0%	0%

Percentages may not total 100% due to rounding.

Travel Mode by Weather Conditions



Travel Mode by Weather Condition

Weather Condition	Number of Trips	Walk	Bike	School Bus	Family Vehicle	Carpool	Transit	Other
Sunny	907	40%	0.2%	1%	45%	6%	7%	0.2%
Rainy	21	33%	0%	43%	5%	0%	19%	0%
Overcast	765	41%	0.1%	1%	45%	6%	7%	0.3%
Snow	0	0%	0%	0%	0%	0%	0%	0%

Percentages may not total 100% due to rounding.