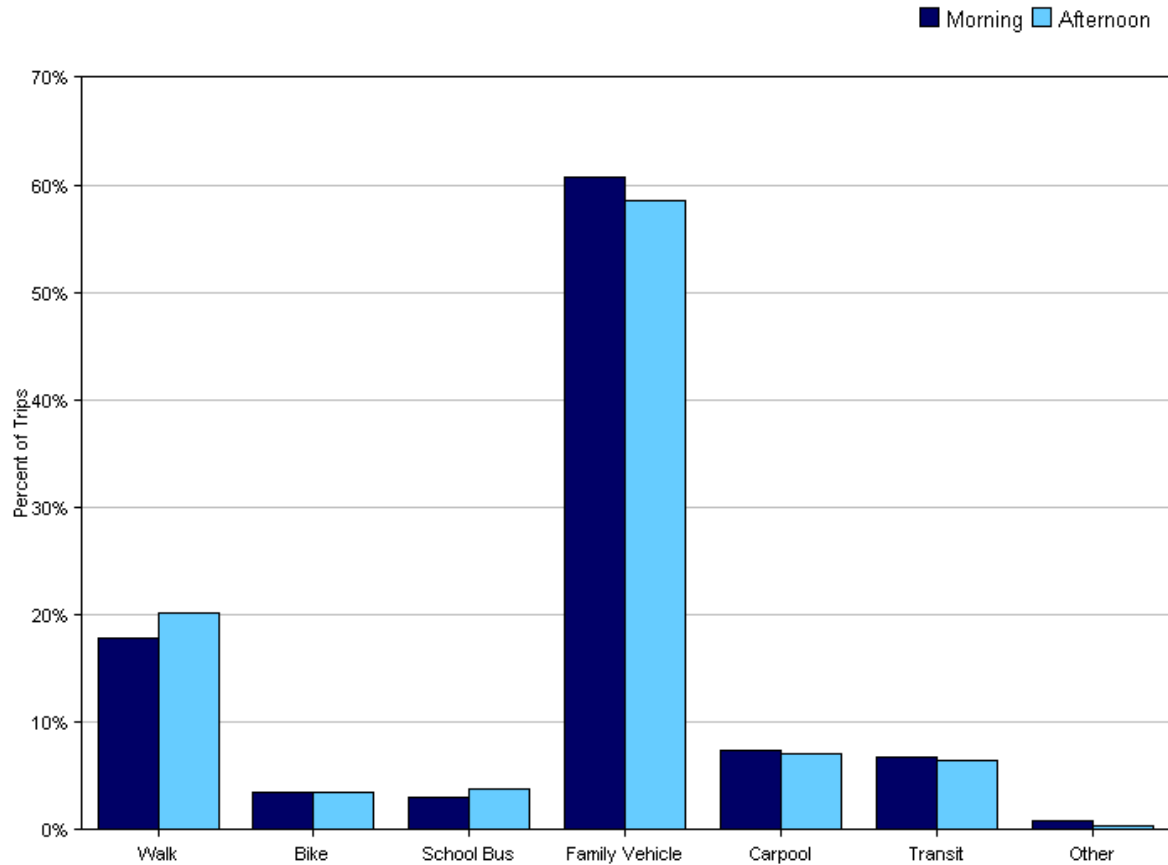


Tally Report

Program Name:	San Francisco Department of Public Health	Month and Year Collected:	September 2010
School Name:	Grattan Elementary School	Set ID:	5354
School Enrollment:	395	Date Report Generated:	04/26/2011
Enrollment within Grades Targeted by SRTS Program:	395	Number of Classrooms Included in Report:	17
Number of Classrooms in School:	19		

Morning and Afternoon Travel Mode Comparison

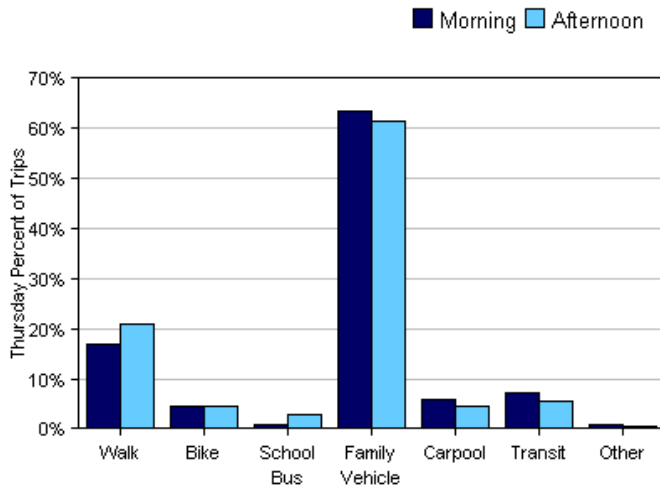
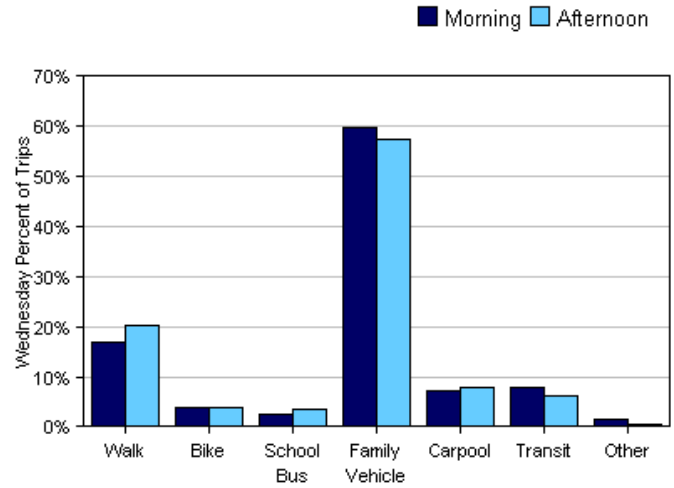
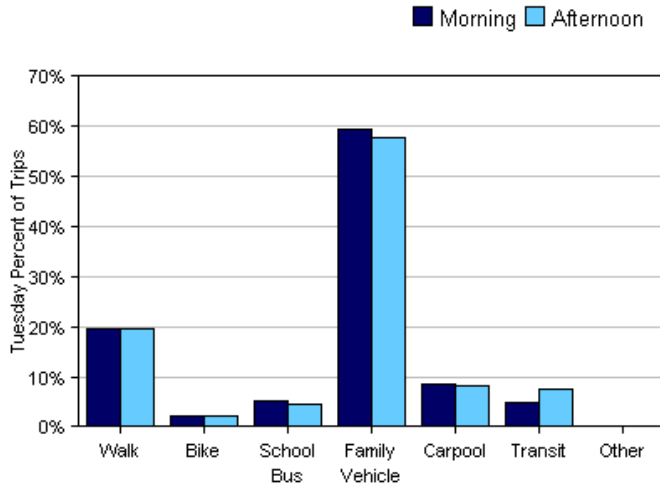


Morning and Afternoon Travel Mode Comparison

	Number of Trips	Walk	Bike	School Bus	Family Vehicle	Carpool	Transit	Other
Morning	801	18%	3%	3%	61%	7%	7%	0.9%
Afternoon	791	20%	4%	4%	59%	7%	6%	0.4%

Percentages may not total 100% due to rounding.

Morning and Afternoon Travel Mode Comparison by Day

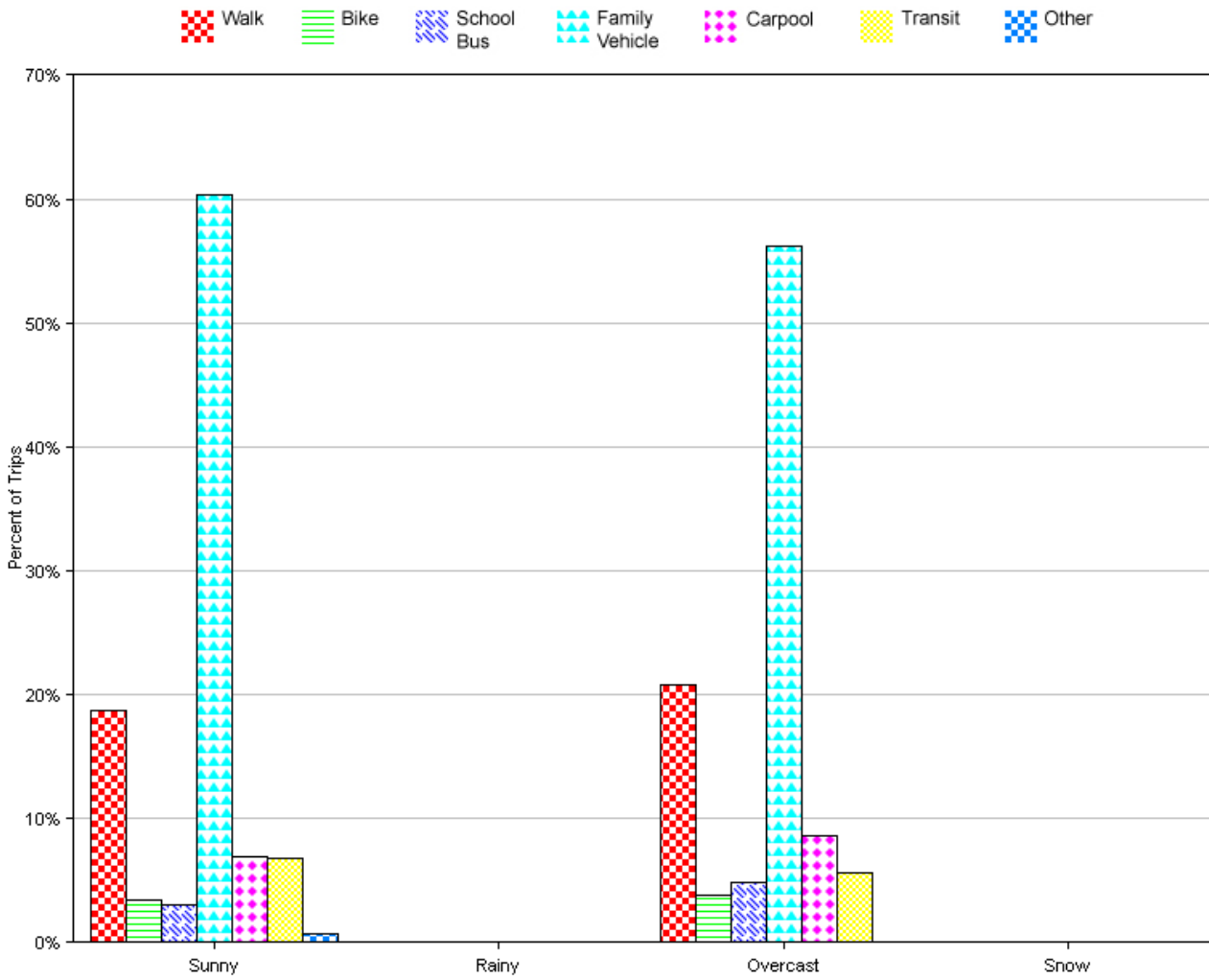


Morning and Afternoon Travel Mode Comparison by Day

	Number of Trips	Walk	Bike	School Bus	Family Vehicle	Carpool	Transit	Other
Tuesday AM	266	20%	2%	5%	59%	9%	5%	0%
Tuesday PM	260	20%	2%	5%	58%	8%	8%	0%
Wednesday AM	329	17%	4%	2%	60%	7%	8%	2%
Wednesday PM	329	20%	4%	4%	57%	8%	6%	0.6%
Thursday AM	206	17%	4%	1.0%	64%	6%	7%	1.0%
Thursday PM	202	21%	4%	3%	61%	4%	5%	0.5%

Percentages may not total 100% due to rounding.

Travel Mode by Weather Conditions



Travel Mode by Weather Condition

Weather Condition	Number of Trips	Walk	Bike	School Bus	Family Vehicle	Carpool	Transit	Other
Sunny	1327	19%	3%	3%	60%	7%	7%	0.8%
Rainy	0	0%	0%	0%	0%	0%	0%	0%
Overcast	265	21%	4%	5%	56%	9%	6%	0%
Snow	0	0%	0%	0%	0%	0%	0%	0%

Percentages may not total 100% due to rounding.