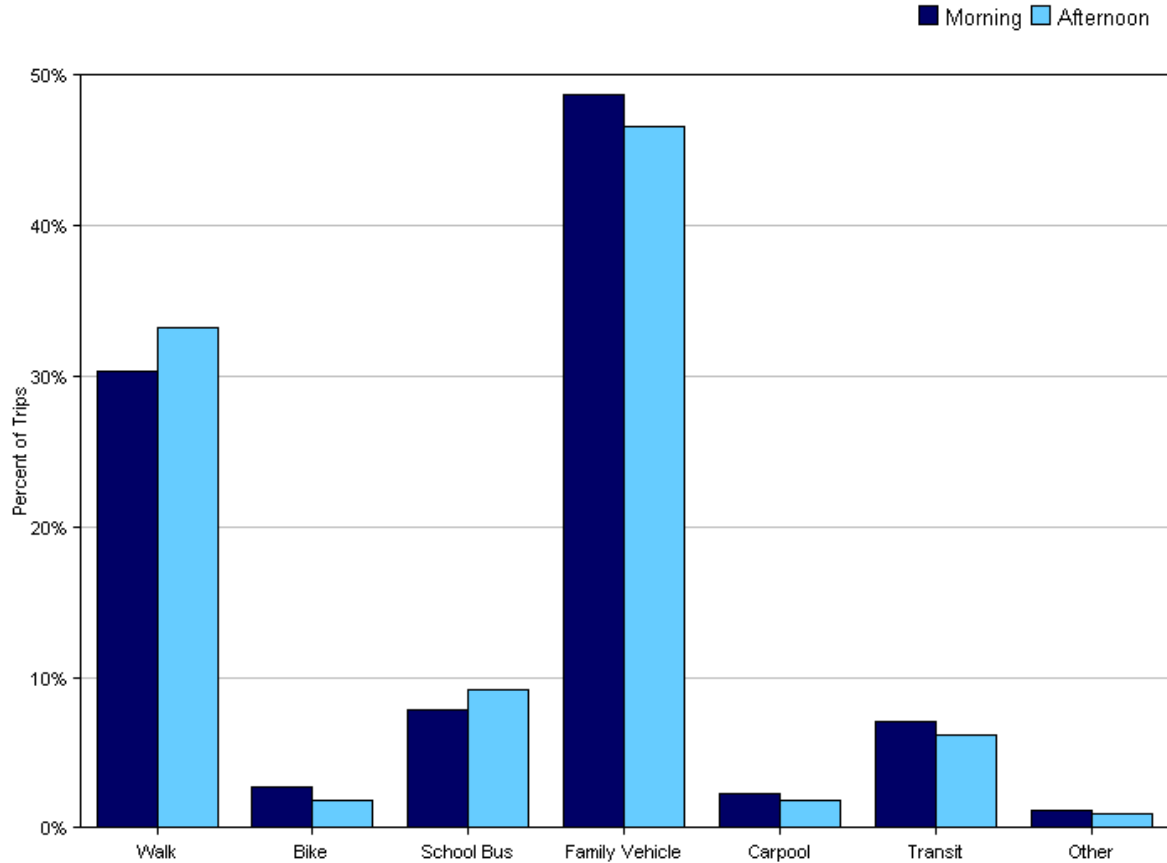


Tally Report

Program Name:	San Francisco Department of Public Health	Month and Year Collected:	September 2010
School Name:	Leonard Flynn	Set ID:	5352
School Enrollment:	482	Date Report Generated:	04/26/2011
Enrollment within Grades Targeted by SRTS Program:	482	Number of Classrooms Included in Report:	22
Number of Classrooms in School:	24		

Morning and Afternoon Travel Mode Comparison

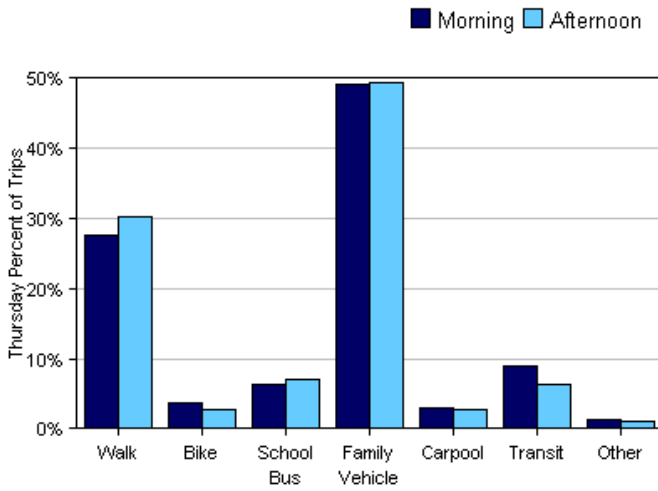
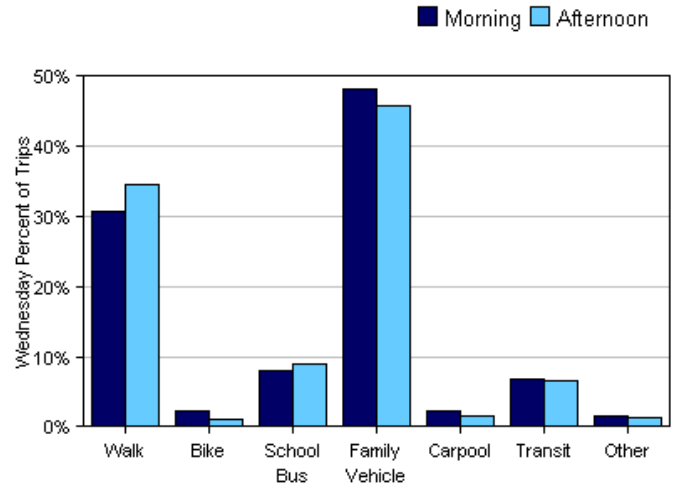
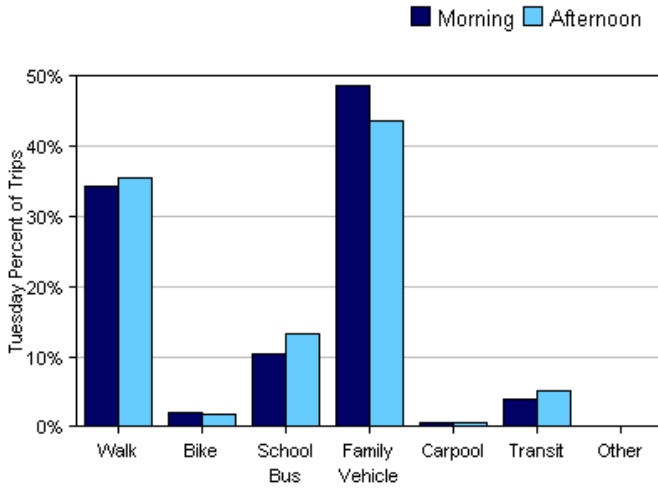


Morning and Afternoon Travel Mode Comparison

	Number of Trips	Walk	Bike	School Bus	Family Vehicle	Carpool	Transit	Other
Morning	805	30%	3%	8%	49%	2%	7%	1%
Afternoon	805	33%	2%	9%	47%	2%	6%	1.0%

Percentages may not total 100% due to rounding.

Morning and Afternoon Travel Mode Comparison by Day

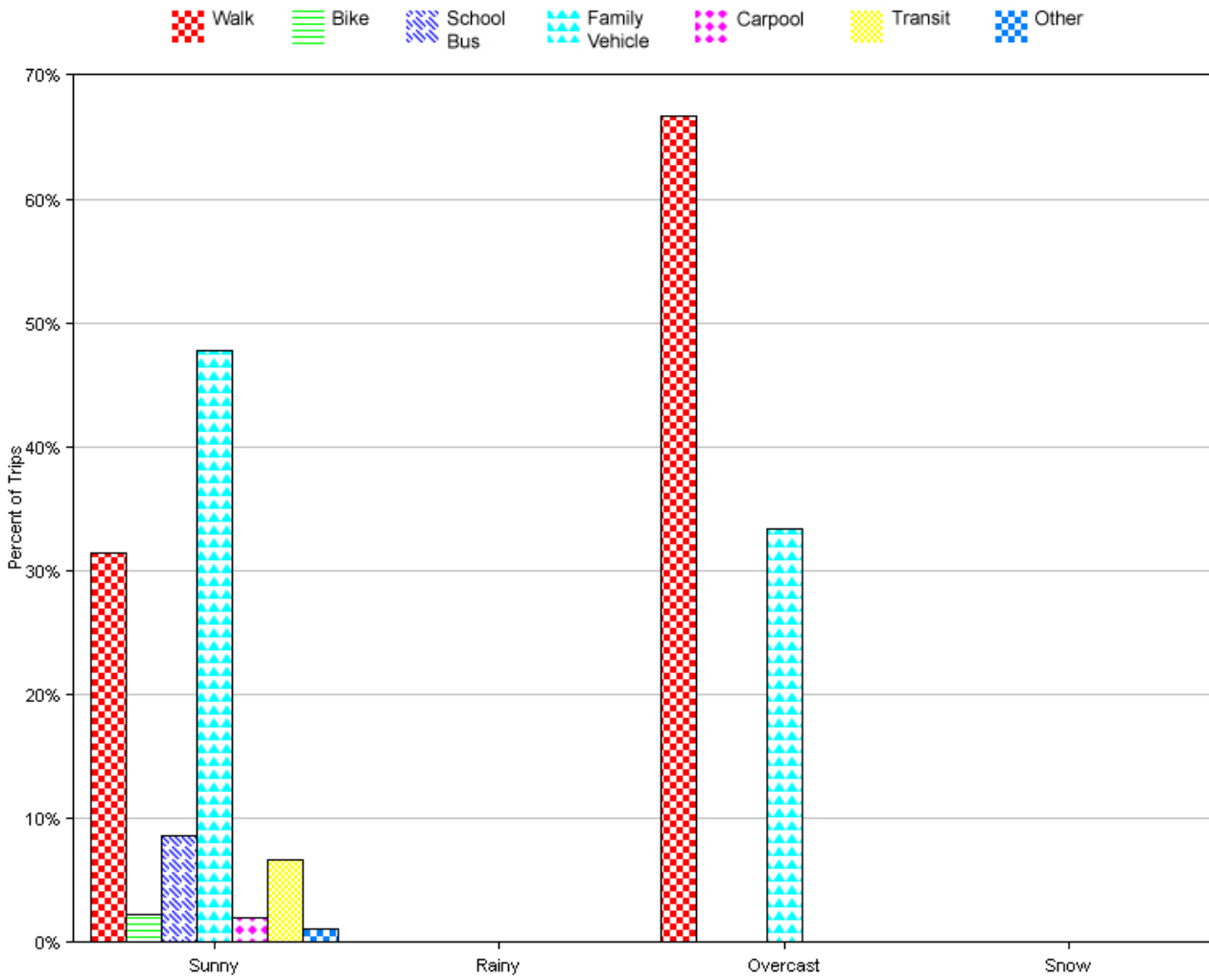


Morning and Afternoon Travel Mode Comparison by Day

	Number of Trips	Walk	Bike	School Bus	Family Vehicle	Carpool	Transit	Other
Tuesday AM	154	34%	2%	10%	49%	0.6%	4%	0%
Tuesday PM	158	35%	2%	13%	44%	0.6%	5%	0%
Wednesday AM	348	31%	2%	8%	48%	2%	7%	1%
Wednesday PM	367	35%	1%	9%	46%	2%	7%	1%
Thursday AM	303	28%	4%	6%	49%	3%	9%	1%
Thursday PM	280	30%	3%	7%	49%	3%	6%	1%

Percentages may not total 100% due to rounding.

Travel Mode by Weather Conditions



Travel Mode by Weather Condition

Weather Condition	Number of Trips	Walk	Bike	School Bus	Family Vehicle	Carpool	Transit	Other
Sunny	1595	31%	2%	9%	48%	2%	7%	1%
Rainy	0	0%	0%	0%	0%	0%	0%	0%
Overcast	15	67%	0%	0%	33%	0%	0%	0%
Snow	0	0%	0%	0%	0%	0%	0%	0%

Percentages may not total 100% due to rounding.