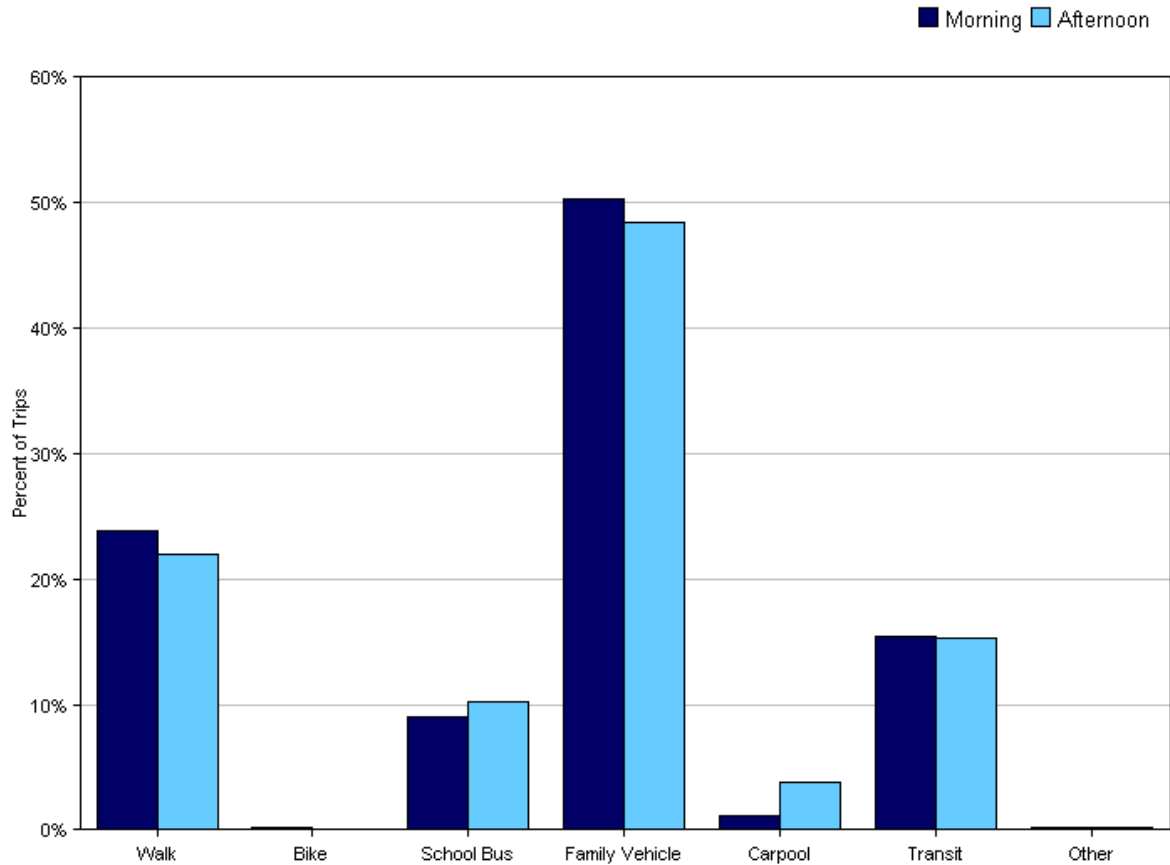


Tally Report

| | | | |
|---|---|---|----------------|
| Program Name: | San Francisco Department of Public Health | Month and Year Collected: | September 2010 |
| School Name: | Fairmount Elementary School | Set ID: | 5351 |
| School Enrollment: | 367 | Date Report Generated: | 04/26/2011 |
| Enrollment within Grades Targeted by SRTS Program: | 367 | Number of Classrooms Included in Report: | 13 |
| Number of Classrooms in School: | 19 | | |

Morning and Afternoon Travel Mode Comparison

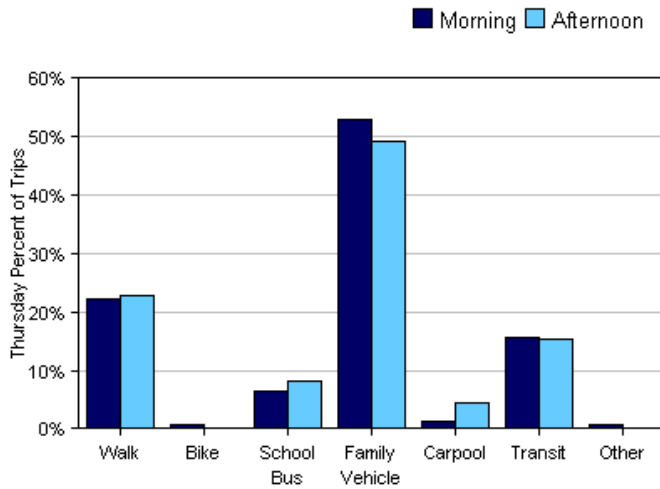
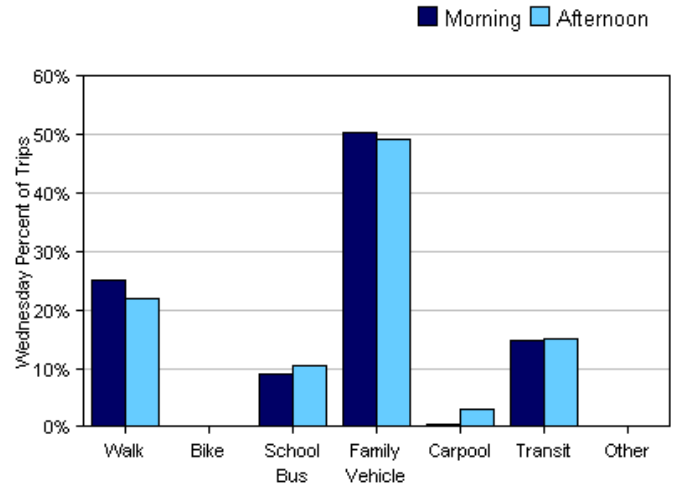
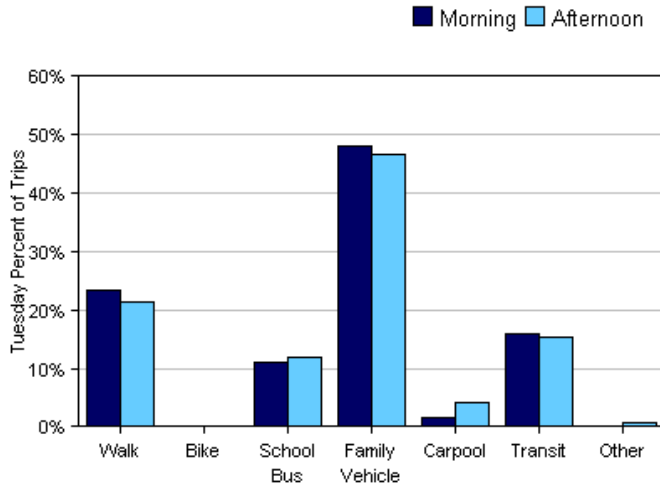


Morning and Afternoon Travel Mode Comparison

| | Number of Trips | Walk | Bike | School Bus | Family Vehicle | Carpool | Transit | Other |
|-----------|-----------------|------|------|------------|----------------|---------|---------|-------|
| Morning | 546 | 24% | 0.2% | 9% | 50% | 1% | 15% | 0.2% |
| Afternoon | 496 | 22% | 0% | 10% | 48% | 4% | 15% | 0.2% |

Percentages may not total 100% due to rounding.

Morning and Afternoon Travel Mode Comparison by Day

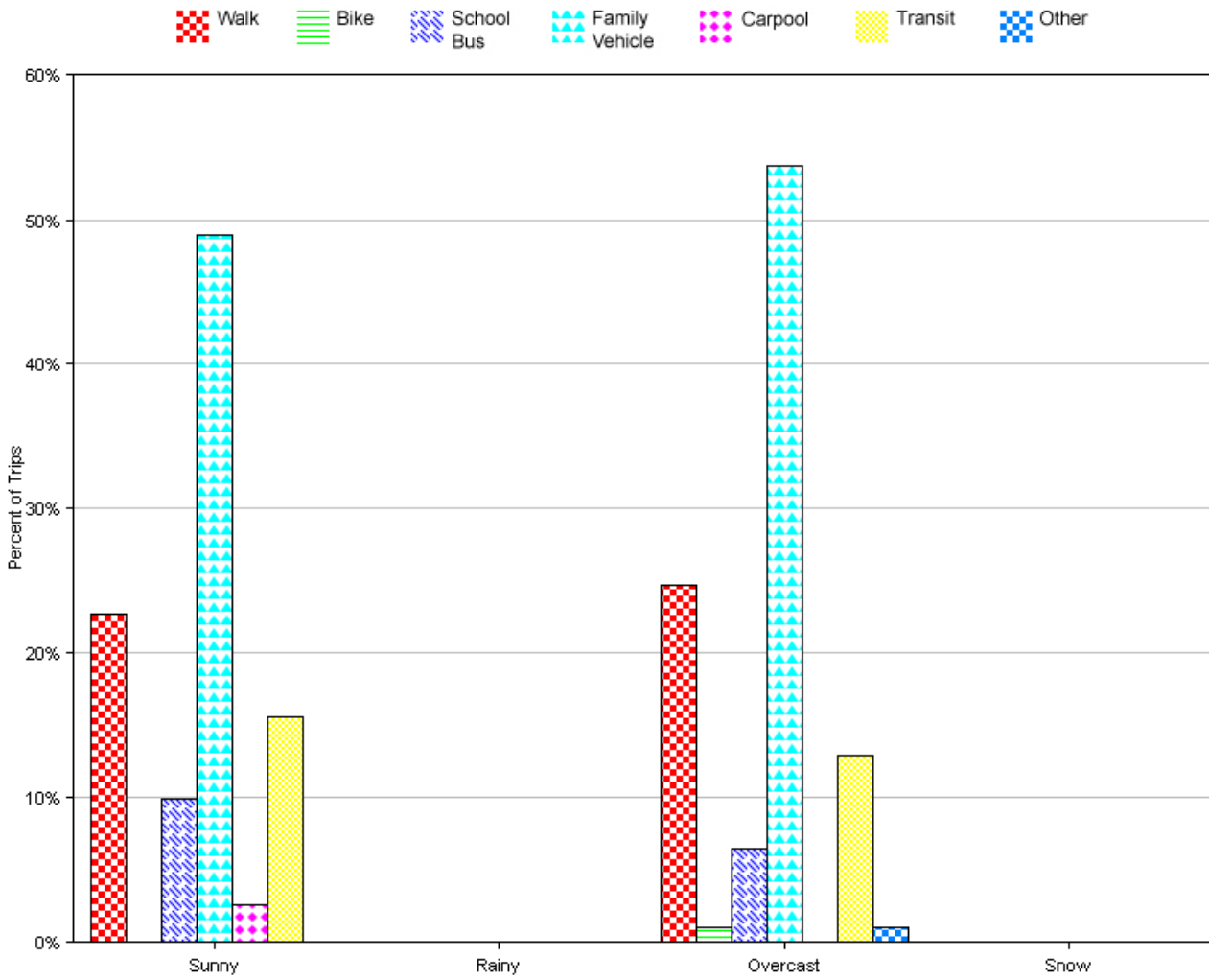


Morning and Afternoon Travel Mode Comparison by Day

| | Number of Trips | Walk | Bike | School Bus | Family Vehicle | Carpool | Transit | Other |
|--------------|-----------------|------|------|------------|----------------|---------|---------|-------|
| Tuesday AM | 183 | 23% | 0% | 11% | 48% | 2% | 16% | 0% |
| Tuesday PM | 169 | 21% | 0% | 12% | 47% | 4% | 15% | 0.6% |
| Wednesday AM | 210 | 25% | 0% | 9% | 50% | 0.5% | 15% | 0% |
| Wednesday PM | 191 | 22% | 0% | 10% | 49% | 3% | 15% | 0% |
| Thursday AM | 153 | 22% | 0.7% | 7% | 53% | 1% | 16% | 0.7% |
| Thursday PM | 136 | 23% | 0% | 8% | 49% | 4% | 15% | 0% |

Percentages may not total 100% due to rounding.

Travel Mode by Weather Conditions



Travel Mode by Weather Condition

| Weather Condition | Number of Trips | Walk | Bike | School Bus | Family Vehicle | Carpool | Transit | Other |
|-------------------|-----------------|------|------|------------|----------------|---------|---------|-------|
| Sunny | 949 | 23% | 0% | 10% | 49% | 3% | 16% | 0.1% |
| Rainy | 0 | 0% | 0% | 0% | 0% | 0% | 0% | 0% |
| Overcast | 93 | 25% | 1% | 6% | 54% | 0% | 13% | 1% |
| Snow | 0 | 0% | 0% | 0% | 0% | 0% | 0% | 0% |

Percentages may not total 100% due to rounding.