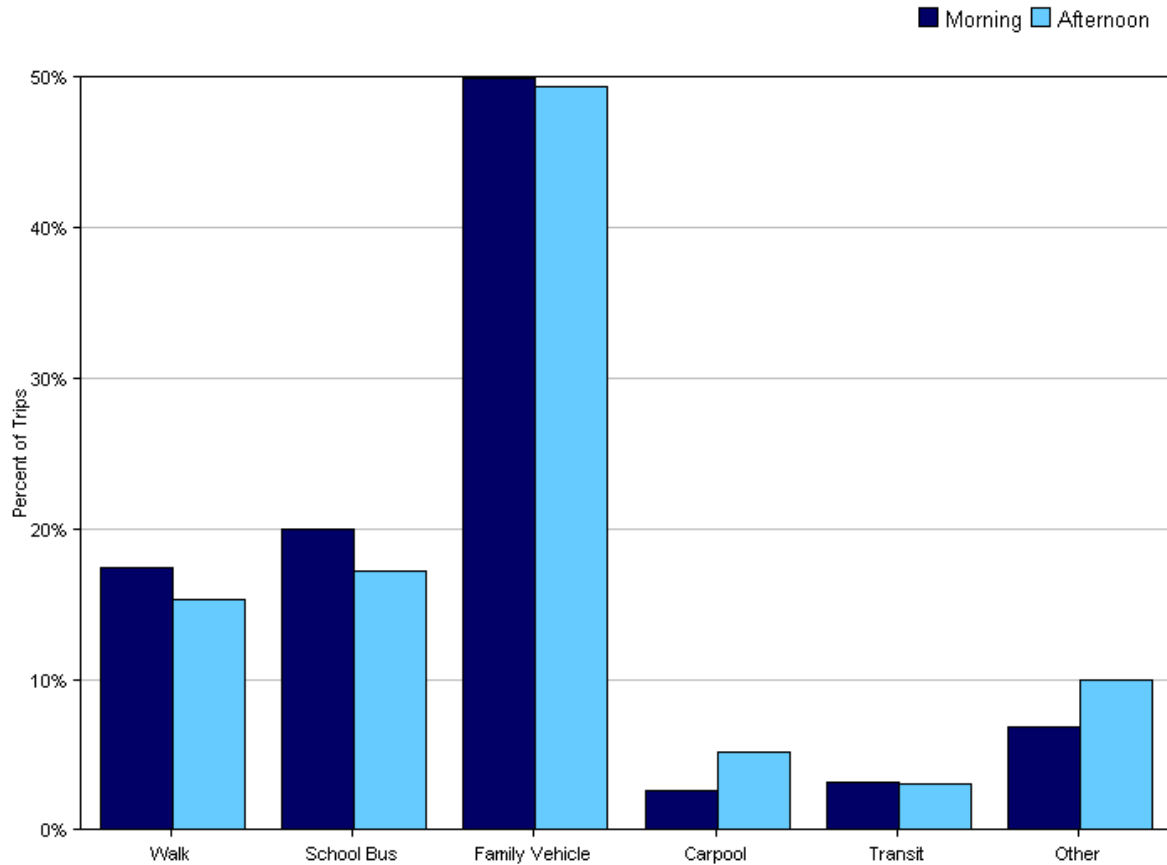


Tally Report

Program Name:	San Francisco Department of Public Health	Month and Year Collected:	September 2010
School Name:	El Dorado Elementary School	Set ID:	5349
School Enrollment:	318	Date Report Generated:	04/26/2011
Enrollment within Grades Targeted by SRTS Program:	318	Number of Classrooms Included in Report:	15
Number of Classrooms in School:	16		

Morning and Afternoon Travel Mode Comparison

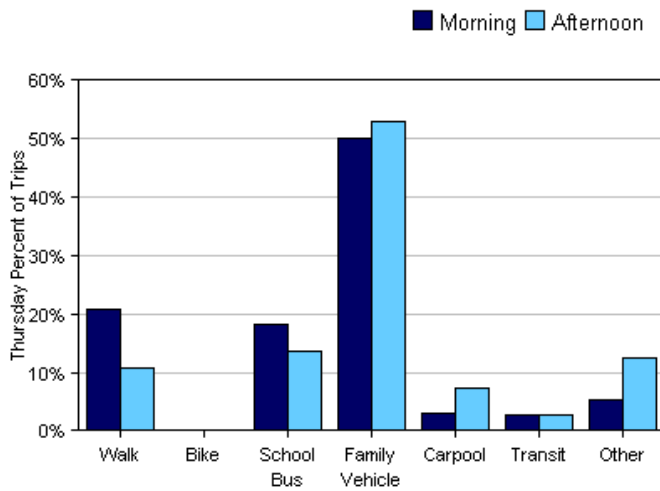
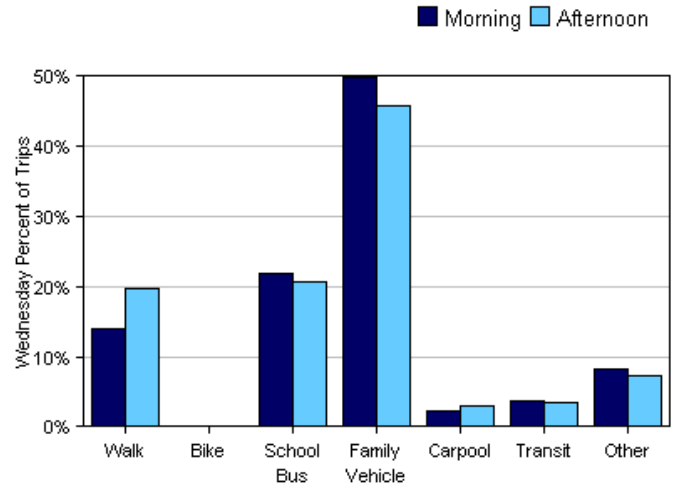
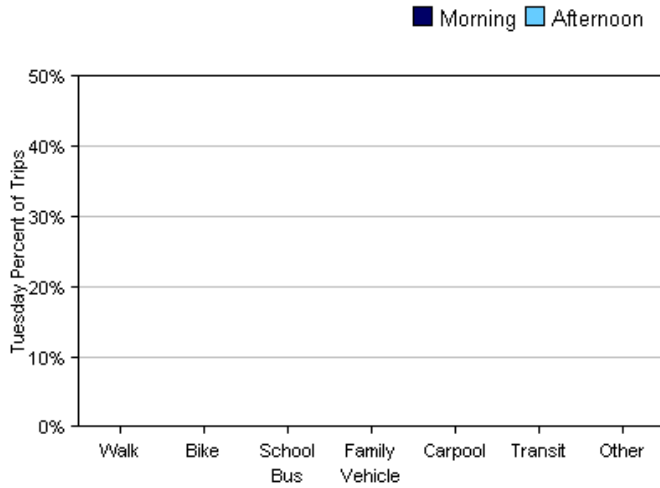


Morning and Afternoon Travel Mode Comparison

	Number of Trips	Walk	Bike	School Bus	Family Vehicle	Carpool	Transit	Other
Morning	529	17%	0%	20%	50%	3%	3%	7%
Afternoon	524	15%	0%	17%	49%	5%	3%	10%

Percentages may not total 100% due to rounding.

Morning and Afternoon Travel Mode Comparison by Day

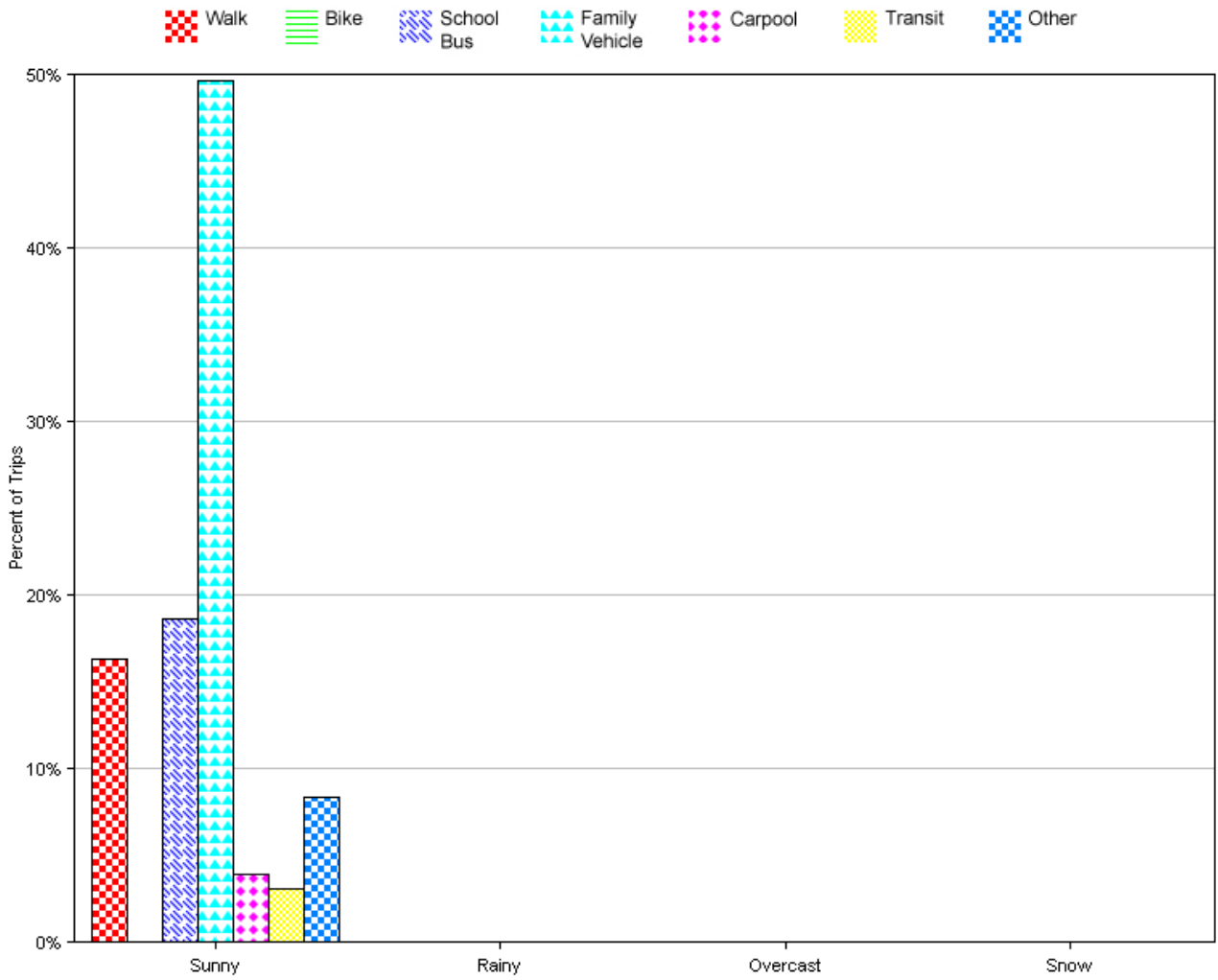


Morning and Afternoon Travel Mode Comparison by Day

	Number of Trips	Walk	Bike	School Bus	Family Vehicle	Carpool	Transit	Other
Tuesday AM		0%	0%	0%	0%	0%	0%	0%
Tuesday PM		0%	0%	0%	0%	0%	0%	0%
Wednesday AM	265	14%	0%	22%	50%	2%	4%	8%
Wednesday PM	262	20%	0%	21%	46%	3%	3%	7%
Thursday AM	264	21%	0%	18%	50%	3%	3%	5%
Thursday PM	262	11%	0%	14%	53%	7%	3%	13%

Percentages may not total 100% due to rounding.

Travel Mode by Weather Conditions



Travel Mode by Weather Condition

Weather Condition	Number of Trips	Walk	Bike	School Bus	Family Vehicle	Carpool	Transit	Other
Sunny	1053	16%	0%	19%	50%	4%	3%	8%
Rainy	0	0%	0%	0%	0%	0%	0%	0%
Overcast	0	0%	0%	0%	0%	0%	0%	0%
Snow	0	0%	0%	0%	0%	0%	0%	0%

Percentages may not total 100% due to rounding.