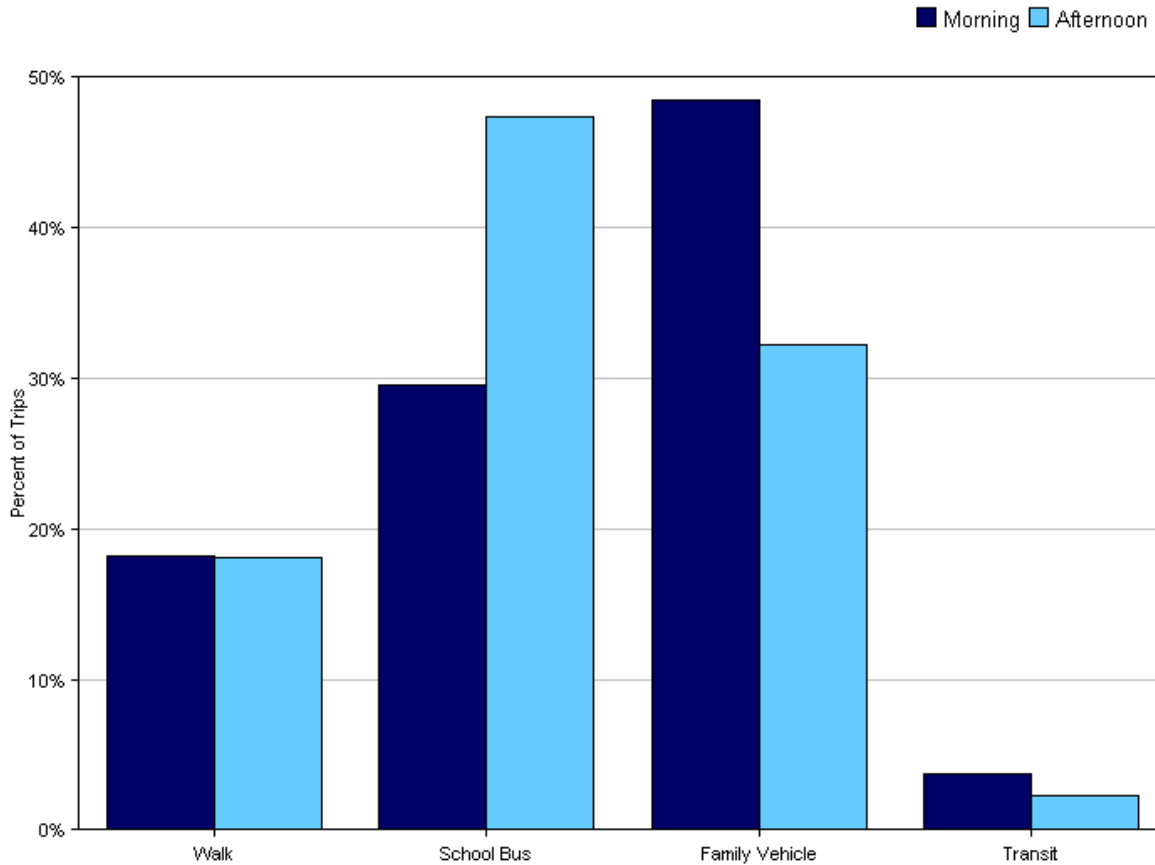


Tally Report

Program Name:	San Francisco Department of Public Health	Month and Year Collected:	September 2010
School Name:	George Washington Carver	Set ID:	5344
School Enrollment:	290	Date Report Generated:	04/26/2011
Enrollment within Grades Targeted by SRTS Program:		Number of Classrooms Included in Report:	14
Number of Classrooms in School:	14		

Morning and Afternoon Travel Mode Comparison

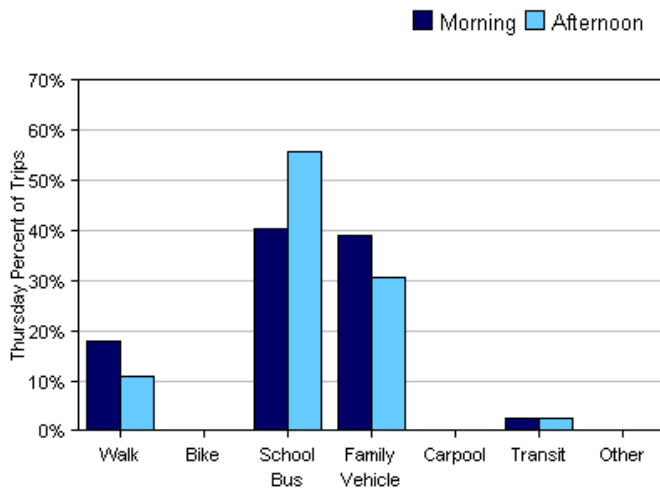
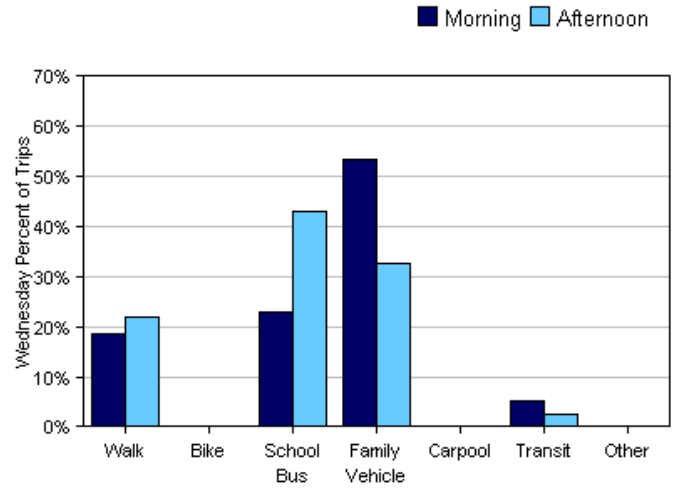
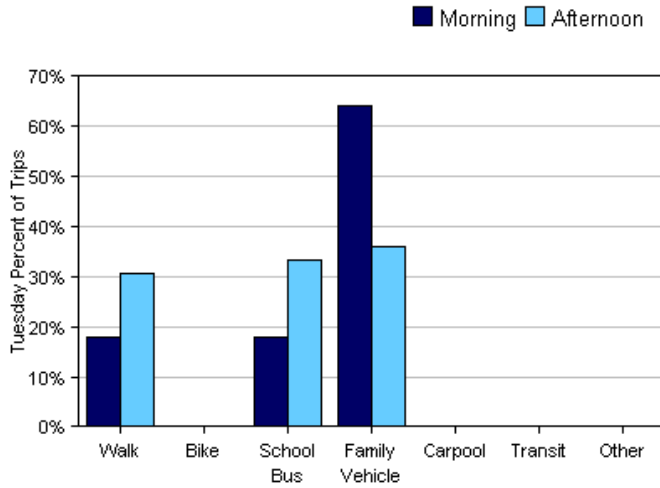


Morning and Afternoon Travel Mode Comparison

	Number of Trips	Walk	Bike	School Bus	Family Vehicle	Carpool	Transit	Other
Morning	483	18%	0%	30%	48%	0%	4%	0%
Afternoon	481	18%	0%	47%	32%	0%	2%	0%

Percentages may not total 100% due to rounding.

Morning and Afternoon Travel Mode Comparison by Day

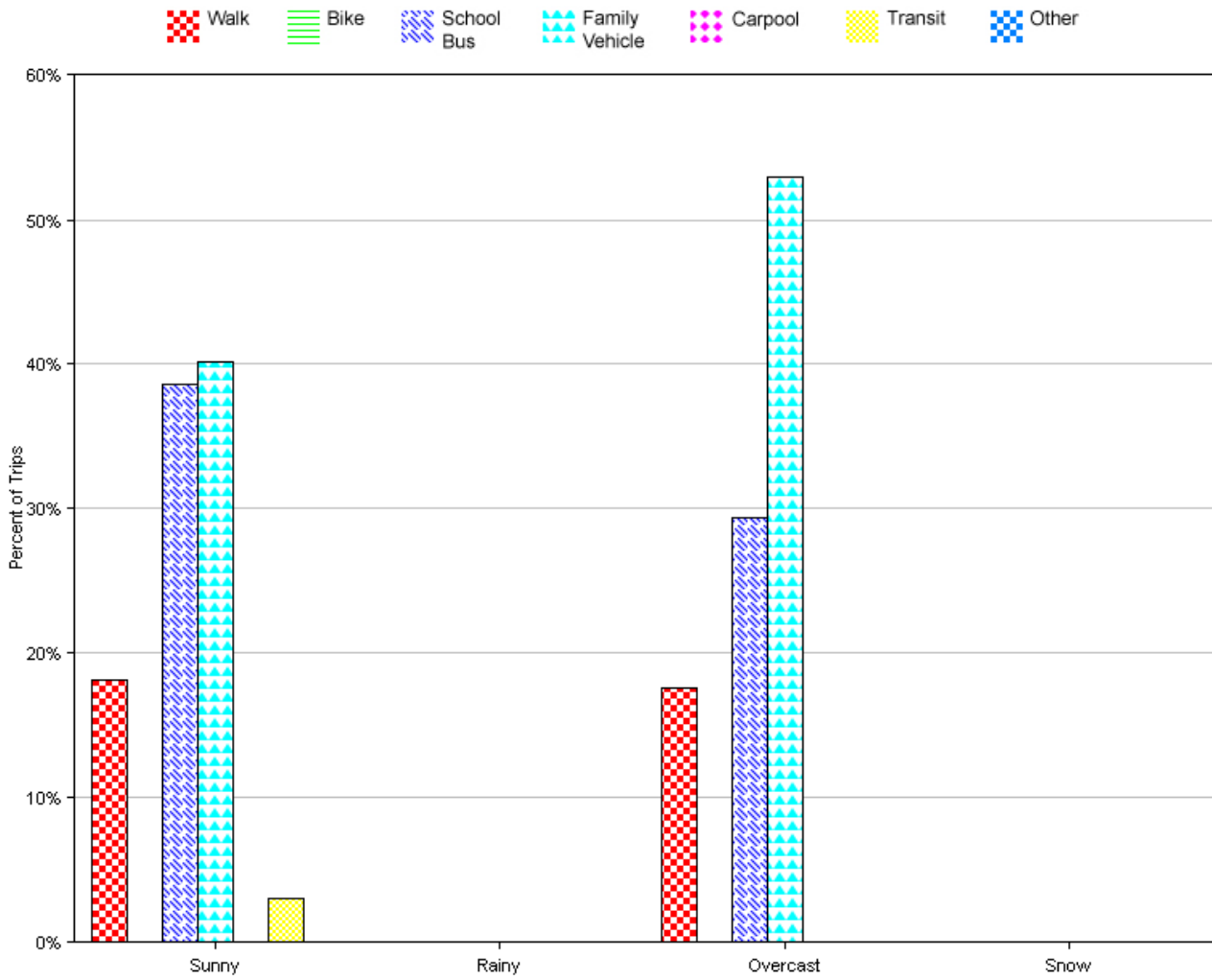


Morning and Afternoon Travel Mode Comparison by Day

	Number of Trips	Walk	Bike	School Bus	Family Vehicle	Carpool	Transit	Other
Tuesday AM	39	18%	0%	18%	64%	0%	0%	0%
Tuesday PM	39	31%	0%	33%	36%	0%	0%	0%
Wednesday AM	249	18%	0%	23%	53%	0%	5%	0%
Wednesday PM	247	22%	0%	43%	33%	0%	2%	0%
Thursday AM	195	18%	0%	41%	39%	0%	3%	0%
Thursday PM	195	11%	0%	56%	31%	0%	3%	0%

Percentages may not total 100% due to rounding.

Travel Mode by Weather Conditions



Travel Mode by Weather Condition

Weather Condition	Number of Trips	Walk	Bike	School Bus	Family Vehicle	Carpool	Transit	Other
Sunny	947	18%	0%	39%	40%	0%	3%	0%
Rainy	0	0%	0%	0%	0%	0%	0%	0%
Overcast	17	18%	0%	29%	53%	0%	0%	0%
Snow	0	0%	0%	0%	0%	0%	0%	0%

Percentages may not total 100% due to rounding.