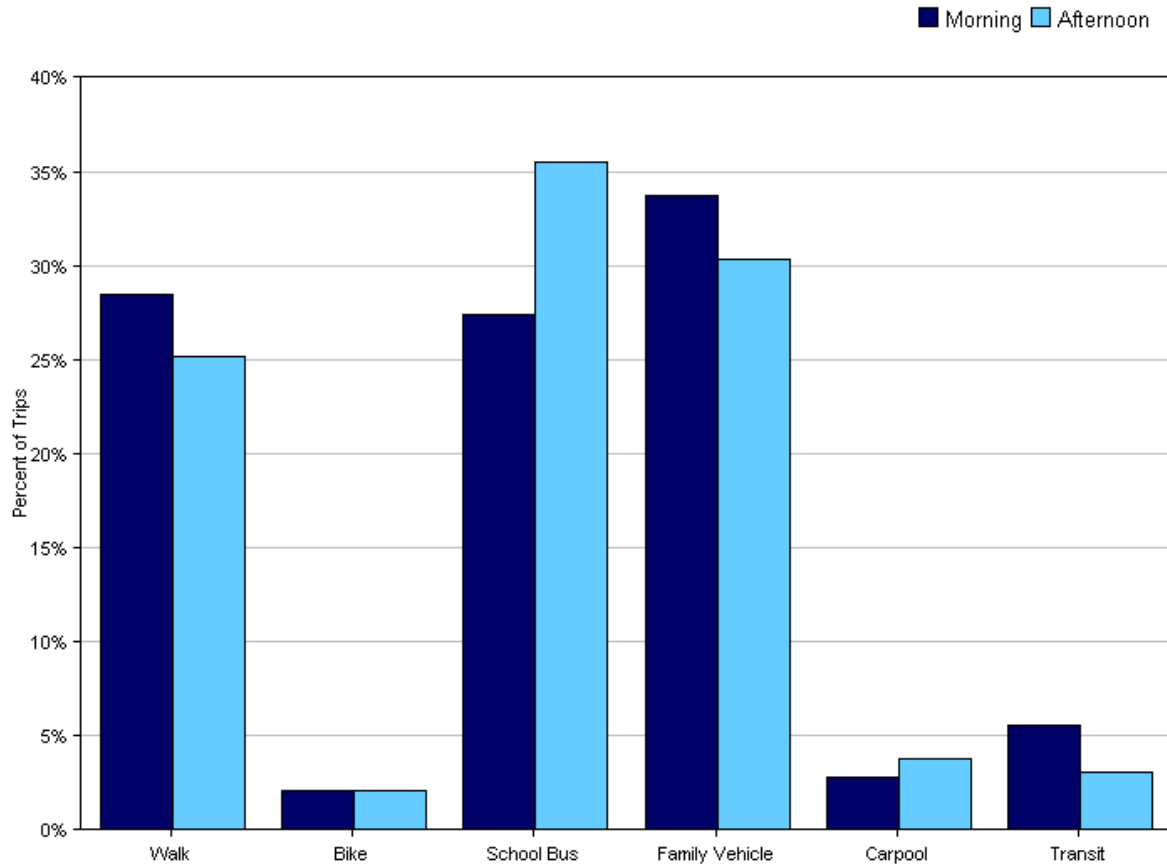


Tally Report

Program Name:	San Francisco Department of Public Health	Month and Year Collected:	May 2010
School Name:	George Washington Carver	Set ID:	4161
School Enrollment:	268	Date Report Generated:	05/02/2011
Enrollment within Grades Targeted by SRTS Program:	268	Number of Classrooms Included in Report:	6
Number of Classrooms in School:	14		

Morning and Afternoon Travel Mode Comparison

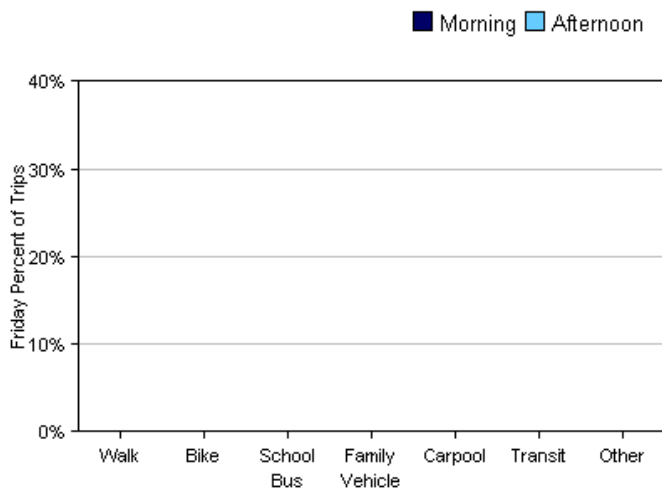
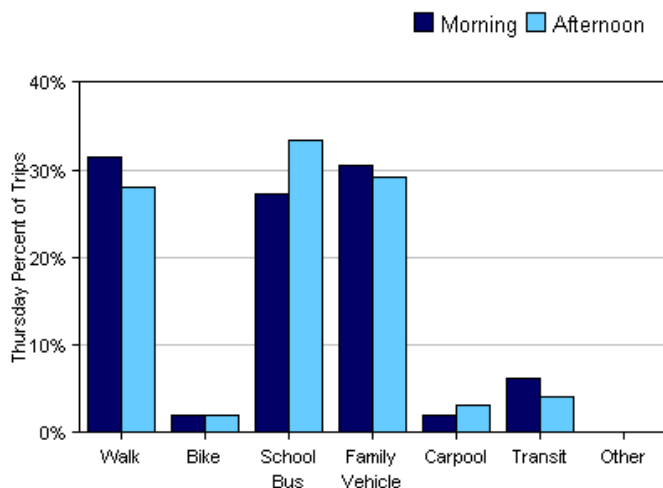
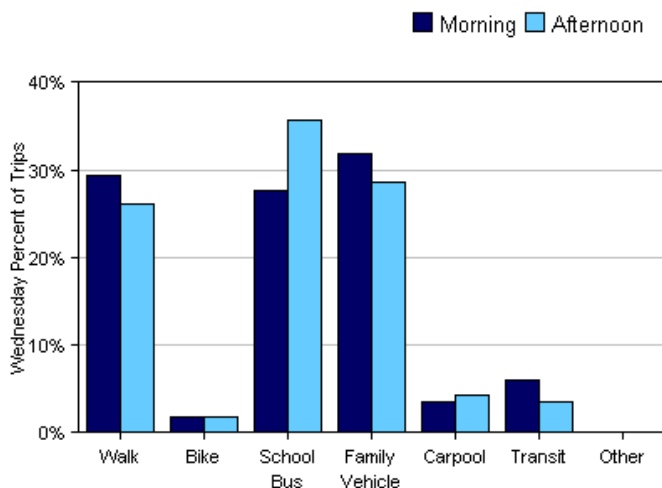
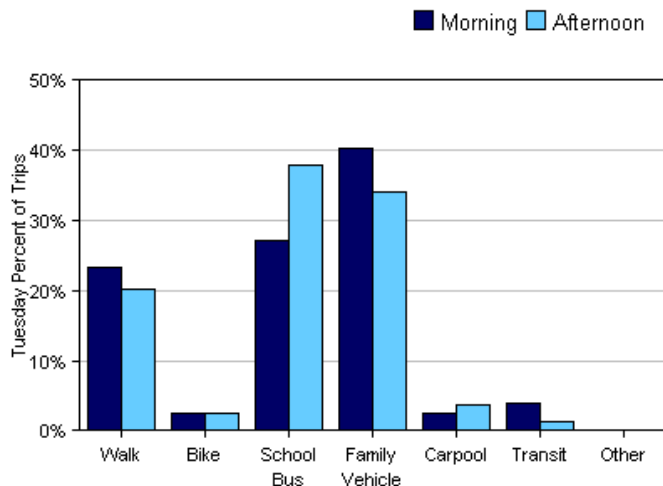
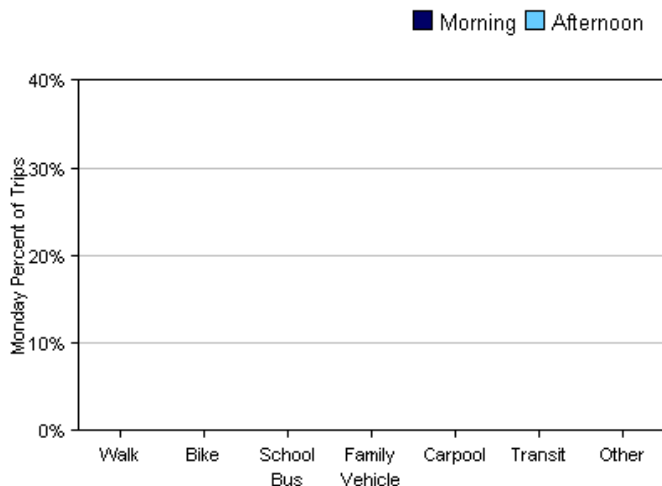


Morning and Afternoon Travel Mode Comparison

	Number of Trips	Walk	Bike	School Bus	Family Vehicle	Carpool	Transit	Other
Morning	288	28%	2%	27%	34%	3%	6%	0%
Afternoon	290	25%	2%	36%	30%	4%	3%	0%

Percentages may not total 100% due to rounding.

Morning and Afternoon Travel Mode Comparison by Day

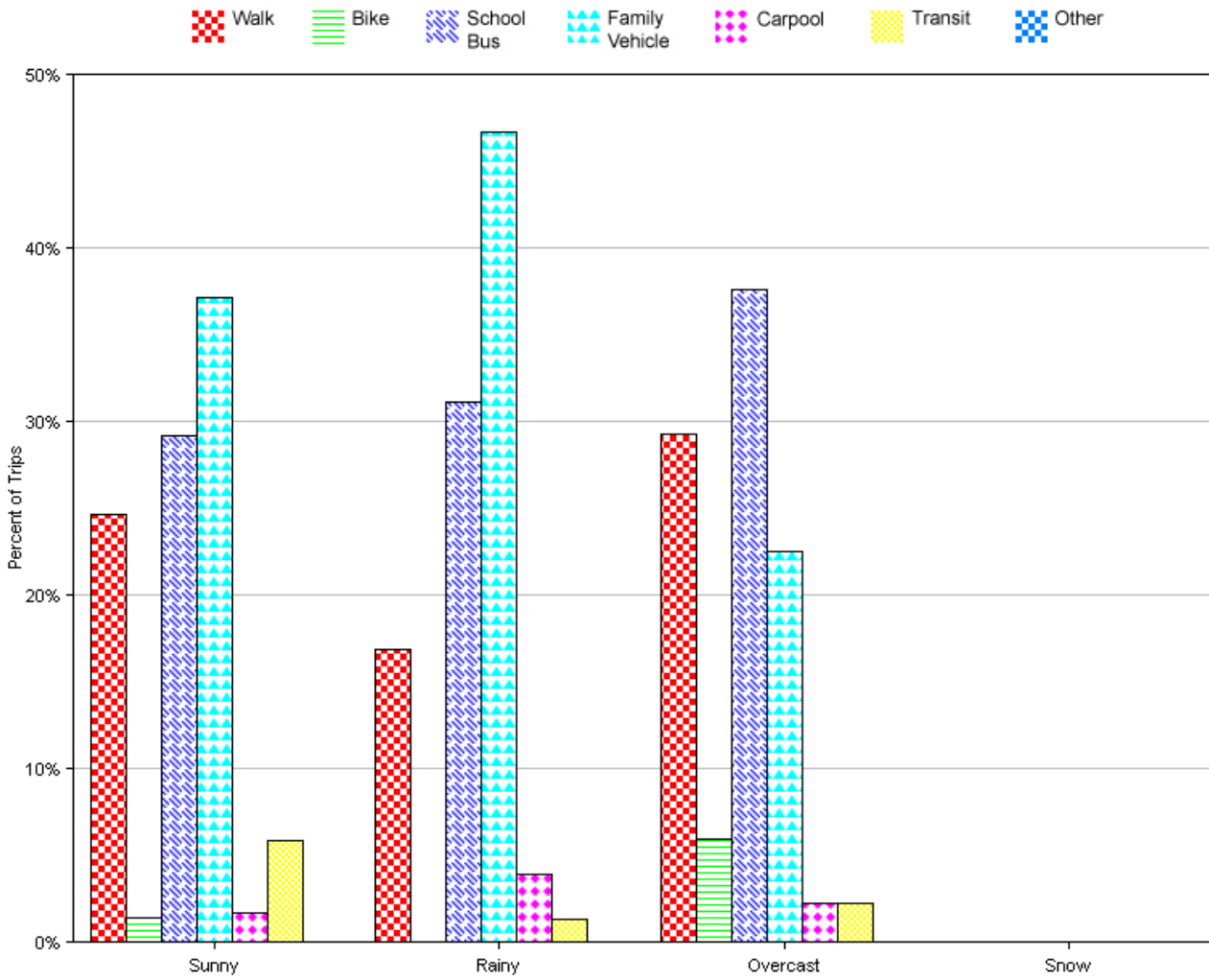


Morning and Afternoon Travel Mode Comparison by Day

	Number of Trips	Walk	Bike	School Bus	Family Vehicle	Carpool	Transit	Other
Monday AM		0%	0%	0%	0%	0%	0%	0%
Monday PM		0%	0%	0%	0%	0%	0%	0%
Tuesday AM	77	23%	3%	27%	40%	3%	4%	0%
Tuesday PM	79	20%	3%	38%	34%	4%	1%	0%
Wednesday AM	116	29%	2%	28%	32%	3%	6%	0%
Wednesday PM	115	26%	2%	36%	29%	4%	3%	0%
Thursday AM	95	32%	2%	27%	31%	2%	6%	0%
Thursday PM	96	28%	2%	33%	29%	3%	4%	0%
Friday AM		0%	0%	0%	0%	0%	0%	0%
Friday PM		0%	0%	0%	0%	0%	0%	0%

Percentages may not total 100% due to rounding.

Travel Mode by Weather Conditions



Travel Mode by Weather Condition

Weather Condition	Number of Trips	Walk	Bike	School Bus	Family Vehicle	Carpool	Transit	Other
Sunny	288	25%	1%	29%	37%	2%	6%	0%
Rainy	77	17%	0%	31%	47%	4%	1%	0%
Overcast	133	29%	6%	38%	23%	2%	2%	0%
Snow	0	0%	0%	0%	0%	0%	0%	0%

Percentages may not total 100% due to rounding.